

WIPER BLADES

IMPERIAL CROWN™ HPB SERIES WIPER BLADES

- Premium all-metal frame.
- Vented bridge and aerodynamic design reduces wind noise and "lift" in windy or high speed conditions.
- Unique frame and metal claw design keep constant pressure on wiper blade for consistent, clear wiping action.
- All metal frames, rivets and spline give the blade strength for increased service life and better wiping performance.
- HPB (hook, pin and bayonet).



PART No.	DESCRIPTION	QTY.
82049	13" HPB Blade	10
82059	14" HPB Blade	10
82060	15" HPB Blade	10
82061	16" HPB Blade	10
82062	18" HPB Blade	10
82063	19" HPB Blade	10
82064	20" HPB Blade	10
82065	21" HPB Blade	10
82066	22" HPB Blade	10
82067	24" HPB Blade	10
82048	26" HPB Blade	10
82069	28" HPB Blade	4

IMPERIAL CROWN™ I-BEAM SERIES WIPER BLADES

- Aerodynamic spoiler prevents blade lift-off at high driving speeds or during high winds.
- Unique design provides pressure along the entire wiper blade for consistent, clear wiping.
- High-quality natural rubber for longevity and better wiping performance.
- Every blade comes with a universal adapter.



PART No.	DESCRIPTION	QTY.
83018	18" Beam Blade	10
83018-7	18" Beam Blade	1
83020	20" Beam Blade	10
83020-7	20" Beam Blade	1
83022	22" Beam Blade	10
83022-7	20" Beam Blade	1

IMPERIAL CROWN™ WINTER WIPER BLADES

- All-steel frame construction, including steel rivets for durability.
- Features a protective rubber cover to prevent snow and ice from impeding the performance of the blade.
- High-quality extruded rubber blade for improved performance and durability in wet, wintery weather conditions.
- Used on many trucks that require passenger car wiper blades.



PART No.	DESCRIPTION	QTY.
82047	13" Winter Blade	10
82089	15" Winter Blade	10
82090	16" Winter Blade	10
82091	18" Winter Blade	10
82086	19" Winter Blade	10
82092	20" Winter Blade	10
82093	22" Winter Blade	10
82094	24" Winter Blade	10

IMPERIAL CROWN™ 5-BAR SERIES WIPER BLADES

- Designed for both curved and flat windshields.
- High profile blade for use on Louisville and Kenworth trucks.
- Designed for heavy duty arms that have less than 48 oz of load.
- High-quality construction to withstand heavy use.



PART No.	DESCRIPTION	QTY.
82081	15" 5-Bar Blade	10
82082	16" 5-Bar Blade	10
82083	18" 5-Bar Blade	10

Imperial Crown™ Wiper Blades perform as well or better than other national brand wiper blades while saving you up to 30%.



*Nicole
Marketing Manager*

Drive...

"Constant effort to make our customers' goals easier to achieve."

PERMATEX® WIPER RESTORE™

- Quick and easy solution keeps windshield wipers in top performing condition.
- Cleans, conditions and softens hard rubber.
- Improves performance of both old and new wiper blades.
- Water-based silicone emulsion formula won't dry out blade rubber like alcohol wiper will.
- Enough solution to cover 2-3 blades.
- Single use, no mess application.
- 48 towelettes per box.

PART No.	QTY.
82044	1 Box



N1



PERSONAL CUSTOMER SERVICE / SAME DAY SHIPPING / NO RISK GUARANTEE



VEHICLE PARTS & ACCESSORIES

WIPER BLADES

TRICO® EXACT FIT™ WIPER BLADES

- Install in 10 seconds or less.
- Bulk packed blades come in individually wrapped plastic sleeves.
- Blister packed blades come in individual blister pack containers.



PART No.	CROSS REF.	SIZE	ARM TYPE	PKG. DESC.	QTY.
81805	14-1	14"	1	Blister Pack	10
81800	14-2	14"	2	Clamshell	10
81801	15-1	15"	1	Clamshell	10
81802	16-1	16"	1	Clamshell	10
81810	16-2 (82-162)	16"	2	Bulk Pack	10
81811	18-1 (82-181)	18"	1	Bulk Pack	10
81812	18-2 (82-182)	18"	2	Bulk Pack	10
81813	19-1 (82-191)	19"	1	Bulk Pack	10
81813-2	19-1 (82-191)	19"	1	Bulk Pack	2
81814	20-1 (82-201)	20"	1	Bulk Pack	10
81814-2	20-1 (82-201)	20"	1	Bulk Pack	2
81817-2	20-2 (82-202)	20"	2	Bulk Pack	2
81852	20-4 (82-204)	20"	4	Bulk Pack	10
81809	20-9	20"	9	Clamshell	10
81815	22-1 (82-221)	22"	1	Bulk Pack	10
81815-2	22-1 (82-221)	22"	1	Bulk Pack	2
81816-2	22-4 (82-224)	22"	4	Bulk Pack	2
81803	24-1	24"	1	Blister Pack	10
81804	24-4	24"	4	Blister Pack	10
81861	24-13	24"	8	Clamshell	10

TRICO® #37 SERIES – WINTER WIPER BLADES

- Used on many trucks that require passenger car wiper blades.
- Bulk packed blades come in individually wrapped plastic sleeves.
- Blister packed blades come in individual blister pack containers.



PART No.	CROSS REF.	SIZE	PKG. DESC.	QTY.
81823	37-131	13"	Blister Pack	10
81824	37-150	15"	Blister Pack	10
81820	37-160 (81-160)	16"	Bulk Pack	10
81820-2	37-160 (81-160)	16"	Bulk Pack	2
81821	37-180 (81-180)	18"	Bulk Pack	10
81821-2	37-180 (81-180)	18"	Bulk Pack	2
81822	37-201 (81-201)	20"	Bulk Pack	10
81822-2	37-201 (81-201)	20"	Bulk Pack	2
81840	37-205	20"	Bulk Pack	10
81859	37-225	22"	Bulk Pack	10
81860	37-245	24"	Bulk Pack	10

TRICO® #66 SERIES – HEAVY-DUTY WINTER WIPER BLADES

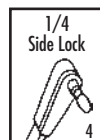
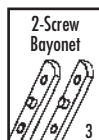
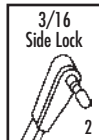
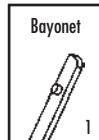
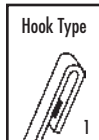
- Manufactured with a tough rubber boot that encloses a heavy-duty metal superstructure.
- Provides superior wiping quality under demanding conditions.
- May be used on both curved and flat windshields.
- Each blade includes: an adapter package for installations involving other types of heavy-duty wiper arms



PART No.	CROSS REF.	SIZE	PKG. DESC.	QTY.
81856	66-150	15"	Blister Pack	10
81857	66-180	18"	Blister Pack	10
81858	66-200	20"	Blister Pack	10



ARM TYPES



N2



WIPER BLADES

TRICO® #63 SERIES – HEAVY-DUTY WIPER BLADES

- For Curved Windshields (Five Bar Blades)
- Designed for heavy-duty arms that have less than 48 oz load.
- Five bar blades may be used on both curved and flat windshields.
- Wiper blade, Part No. 81838 is a special high profile blade designed specifically for Ford, Louisville and Kenworth T300, T600 and T800 trucks.



PART NO.	CROSS REF.	SIZE	FINISH	PKG. DESC.	REFILL NO.	QTY.
81835	63-151	15"	Black	Blister Pack	81885	10
81836	63-160	16"	Silver	Blister Pack	81886	10
81837	63-180	18"	Silver	Blister Pack	n/a	10
81838	63-181	18"	Black	Blister Pack	n/a	10
81839	63-200	20"	Silver	Blister Pack	n/a	10

TRICO® #65 SERIES – HEAVY-DUTY WIPER BLADES

- For Curved Windshields
- For use with side lock arms.
- Designed for heavy-duty arms that have 48 oz or more of load.
- Blades fit side lock heavy-duty arms on such vehicles as Ford's CL-9000 Series, Mack's MH Series and Navistar/International's CO-9670 (XL Series) and Transtar II, 9600, 9700 and 9800 Series.



PART NO.	CROSS REF.	SIZE	FINISH	PKG. DESC.	QTY.
81850	65-200	20"	Silver	Blister Pack	10

TRICO® SUPERPUMP UNIVERSAL WASHER PUMP

- The answer to quick washer repairs.
- Will replace any original equipment washer pump on most domestic and import vehicles.
- No cam to align or any other fitting adjustments needed.
- Easy to install and comes with complete instructions.

PART NO.	CROSS REF.	DESCRIPTION	QTY.
81897	11-100	12 V	1



TRICO® #61 SERIES – HEAVY-DUTY WIPER BLADES

- For Flat Windshields
- Designed for flat windshields, which usually are found on heavy-duty trucks, school buses, step vans and recreational vehicles.
- Flat shield blades are not refillable.



PART NO.	CROSS REF.	SIZE	PKG. DESC.	QTY.
81825	61-130	13"	Blister Pack	10
81826	61-140	14"	Blister Pack	10
81827	61-150	15"	Blister Pack	10
81832	61-151	15"	Blister Pack	10
81828	61-160	16"	Blister Pack	10
81829	61-180	18"	Blister Pack	10
81830	61-200	20"	Blister Pack	10
81831	61-220	22"	Blister Pack	10

TRICO® #67 SERIES – HEAVY-DUTY WIPER BLADES

- For Curved Windshields (Wide Saddle)
- Heavy-duty blades designed for wide saddle wiper arms, which are typically found on Class A recreational vehicles, school buses, transit buses and heavy-duty trucks.



PART NO.	CROSS REF.	SIZE	FINISH	PKG. DESC.	QTY.
81865	67-261	26"	Black	Blister Pack	10
81849	67-321	32"	Black	Blister Pack	10

If you can't find the products you are looking for, call us, and we will find it for you.



*Gina
Dedicated Service Advisor*

Responsive...

"There's a 50-year history of great customer service around here. We take it seriously."

N3



VEHICLE PARTS & ACCESSORIES

WIPER BLADES

ANCO® 91-SERIES AEROVANTAGE WIPER BLADES

- Top of the line, all metal blade with vented bridge, metal flexor and silencer bushings.
- Wrap-around claw design gives superior aerodynamics.
- KwikConnect Installation System™ adapter makes installation easy.
- Exclusive DuraKlear rubber delivers smooth water removal, excellent visibility and long-lasting performance.



PART No.	CROSS REF.	SIZE	QTY.
82914	91-14	14"	10
82916	91-16	16"	10
82918	91-18	18"	10
82919	91-19	19"	10
82920	91-20	20"	10
82921	91-21	21"	10
82922	91-22	22"	10
82924	91-24	24"	10

ANCO® 31-SERIES WIPER BLADES

- KwikConnect Installation System™ adapter makes installation easy.
- Exclusive DuraKlear rubber delivers smooth water removal, excellent visibility and long-lasting performance.
- Features vented bridge and metal flexor for O.E. fit and function.



PART No.	CROSS REF.	SIZE	QTY.
82013	31-13	13"	10
82014	31-14	14"	10
82015	31-15	15"	10
82016	31-16	16"	10
82018	31-18	18"	10
82019	31-19	19"	10
82020	31-20	20"	10
82021	31-21	21"	10
82022	31-22	22"	10
82024	31-24	24"	10

ANCO® 50-SERIES WIPER BLADES

- KwikConnect Installation System™ adapter makes installation easy.
- Exclusive DuraKlear rubber delivers smooth water removal, excellent visibility and long-lasting performance.



PART No.	CROSS REF.	SIZE	QTY.
82991	50-28	28"	5

ANCO® CONTOUR™ PREMIUM WIPER BLADE

- KwikConnect Installation System™ adapter system makes installation easy.
- Unique spoiler provides superior blade-to-windshield contact for optimum viewing area.
- Arm Style: Pinch Tab



PART No.	CROSS REF.	SIZE	QTY.
83124	C-24-PB	24"	5
83126	C-26-PB	26"	5

ANCO® PROFILE WIPER BLADE

- Universal adapters upgrades conventional wiper blades.
- Unique spoiler provides superior blade-to-windshield contact for optimum viewing area.



PART No.	CROSS REF.	SIZE	QTY.
83224	A24M	24"	5
83226	A26M	26"	5

ANCO® TEN EDGE WIPER BLADES

- Stainless steel frame.
- Bridge Width: .250" with spacer; .200" with spacer



PART No.	CROSS REF.	SIZE	QTY.
82033	51-13	13"	5

ANCO® HEAVY DUTY WIPER BLADES

- Stainless steel frame.
- Bridge width: .250" with spacer; .200" with spacer



PART No.	CROSS REF.	SIZE	QTY.
82040	57-18	18"	5

N4



Cut costs by reducing your vendors. Imperial's Specialty Programs can help.

EXHAUST HARDWARE

EXHAUST BAND CLAMPS

- Reduces leaks and noise.
- The sure way to seal exhaust system joints.
- Seals muffler inlet, outlets, elbow joints and other system connections.
- Installs in your already assembled exhaust system. No disconnecting necessary.
- Band conforms to shape of pipe for smooth, leak-tight fit.
- Durable stainless steel, maintenance-free.
- Use exhaust clamp for truck, bus, construction, industrial, and agricultural machinery exhaust systems.

PREFORM BAND CLAMPS

- Band-type 304 bright stainless steel.
- All hardware included.

PART No.	PIPE SIZE	QTY.
72636	2.5	1
72637	3"	1
72639	3.5	1
72642	4"	1
72640 ★	4"	1
72643	5"	1
72641 ★	5"	1

Without Gasket



★ With Gasket



FLAT BAND CLAMP WITH I BLOCK

- Stainless steel exhaust band clamp.
- With "I" block.

PART No.	SIZE	QTY.
72663	4"	1
72664	5"	1



FLAT BAND CLAMPS

PART No.	SIZE	QTY.
71776	2"	1
71777	2-1/4"	1
71778	2-1/2"	1
71772	3"	1
71773	3-1/2"	1
71774	4"	1
71774-4	4"	5
71775	5"	1
71775-4	5"	5



TURBO V-BAND CLAMPS

- Turbo V-Band Clamps are used to connect a vehicle exhaust pipe flange to the turbo or engine manifold and also may hold the turbo housing flanges.
- Built to withstand high temperatures produced by heavy-duty engines and turbos.
- Manufactured to the highest tolerances that meet or exceed OEM specifications for form, fit and function.
- Stainless steel.

PART No.	NOMINAL DIA.	CROSS REF.	QTY.
72647	3.21	VT10321	1
72646	4.75	VT10475	1
72645	5.88	VT10588	1



GUILLOTINE MUFFLER CLAMPS

- Heavy duty muffler clamps include: U-bolt, saddle and flange nut.
- Thread size: 3/8"-16 USS

PART No.	PIPE SIZE	QTY.
72652	2-1/4"	1
72653	2-1/2"	1
72655	3"	1
72656	3-1/2"	1
72657	4"	1
72658	5"	1



SADDLE MUFFLER CLAMPS

- Standard-duty sizes: 1-1/4" to 1-7/8"
- Heavy-duty sizes: 2" to 6"

PART No.	PIPE SIZE	THREAD SIZE	QTY.
72649	1-1/8"	5/16-18	10
72644	1-1/4"	5/16-18	10
71650	1-1/2"	5/16-18	10
71651	1-5/8"	5/16-18	10
71652	1-3/4"	5/16-18	10
71653	1-7/8"	5/16-18	10
71654	2"	3/8-16	10
72659	2-1/8"	5/16-18	10
71655	2-1/4"	3/8-16	10
71656	2-1/2"	3/8-16	10
71658	2-3/4"	3/8-16	10
71658-1	3"	3/8-16	5
71659-1	3-1/2"	3/8-16	5
71660-1	4"	3/8-16	5
71662-1	5"	3/8-16	5
71664-1	6"	3/8-16	5



FLEX PIPE

- Pre-cut, no sharp edges.
- Stainless steel.

PART No.	SIZE	QTY.
72695	4" X 18"	1
72696	4" X 24"	1
72697	5" X 18"	1
72698	5" X 24"	1



360° SWINGER EXHAUST HANGER

- Heavy-duty universal tailpipe hanger saves installation time and inventory.
- Mounting strap is pre-drilled and is easily modified for many applications.
- 9-3/4" long; closed box end; heavy-duty rubber vibration damper.

PART No.	QTY.
72660	5



See pages B1-B5 for more clamp products.

N5



VEHICLE PARTS & ACCESSORIES

DOOR HARDWARE

TRAILER DOOR HARDWARE

STYLE	PART No.	DESCRIPTION	PKG. QTY.	TODD Co. REF.	WHITING REF.	STYLE	PART No.	DESCRIPTION	PKG. QTY.	TODD Co. REF.	WHITING REF.
	7420	End Hinge Recess Mount	4	69035	4007		7442	Cable 130" 7x19 SS 1/4" Nylon	2	59003	4020-2
	7421	Center Hinge Recess Mount	4	61196	4012		7444	Security Lock	1	69571	—
	7422	End Hinge Flush Mount	2	70162	1209-A		7445	Security Lock Keeper	1	69572	—
	7423	Center Hinge Flush Mount	2	70159	15		7446	77 Security Lock	1	—	77
	7426	Adjustable Top Fixture	1	69433	4039		7447	7515 Lock Keeper	1	—	7515
	7427	Top Fixture Assembly	1	70158	6944		7448	Standard Lift Handle	1	61401	1715
	7428	Bottom Fixture Assembly	2	61352	4003		7449	Pull Strap 1-1/2" x18"	1	80844	4140
	7430	Bottom Fixture Assembly - Flush	2	—	1371		7450	2" Pull Strap Retainer	1	—	—
	7431	Roller 1" Steel	4	61174	4027		7451	Polystrap 2" x 18" Loop	2	—	—
	7432	Roller 2" Steel	4	70224	2996		7452	Polystrap 2" x 60' Bulk	1	—	—
	7433	Roller 2" Nylon	4	70225	3228		7453	Polystrap 2" x33" with built in stop.	10	—	—
	7435	Cable Anchor Bracket	2	61204	4004		7460	4" Steel Wire T-Hook & Receiver 2-piece set	1	—	—
	7436	Bearing Assembly	2	51038	4033		7461	6" Steel Wire T-Hook & Receiver 2-piece set	1	—	—
	7437	3" Cable Drum Right	1	59129-2 & 4	4128		7462	4" Steel Wire T-Hook	1	—	—
	7438	3" Cable Drum Left	1	59129-1 & 3	4127		7463	6" Steel Wire T-Hook Bulk	1	—	—
	7440	Cable 110" 7x19 SS 1/4" Nylon	2	51044	4020		7464	Female Receiver	1	—	—
	7441	Cable 120" 7x19 SS 1/4" Nylon	2	—	—						

















N6



VEHICLE PARTS & ACCESSORIES

DOOR HARDWARE

WHITING® TRAILER DOOR HARDWARE

STYLE	PART No.	DESCRIPTION	Pkg. Qty.	WHITING REF.
	7468	Roll-up Door Cable 130", 5/16" Eye	1	1-4
	7478	Spacer Washer, Roller Shaft, 7/16	10	6
	7491	Center Hinge	1	15
	7471	Center Hinge, Stainless Steel	1	15-1
	7484	U-bolt, 1-1/4" Use as Cable Anchor	1	70-13
	7481	Outside Cam Lock, Standard, No Handle Keeper	1	77
	7485	Bottom Roller Shaft Cover	1	1021
	7489	Roller Hinge	1	1207
	7488	Roller Hinge Cover	1	1208
	7472	Roller Hinge Complete with Cover, Assembled	1	1209- IASM
	7490	Roller Hinge Complete	1	1209ASM
	7494	Adjustable Top Closure Base Bracket	1	1264
	7473	SS Top Closure Bracket Curbside for 10" Radius	1	1336-5
	7474	SS Top Closure Bracket Roadside for 10" Radius	1	1336-6
	7486	Bottom Roller Stud Plate	1	1370
	7487	Bottom Bracket, Complete, With Cover	1	1371


STYLE	PART No.	DESCRIPTION	Pkg. Qty.	WHITING REF.
	7480	Grab Handle, Two-Hole	1	1715
	7467	Grab Handle, Four-hole Powder Coated White	1	1715-10
	7475	Top Closure Mounting Bracket, Stainless Steel	1	1920-1
	7492	2" Steel Roller, 3" Shaft	1	2996
	7499	2" Nylon Roller, 3" Shaft	1	3228
	7476	2" Nylon Roller, 3" Stainless Steel Shaft	1	3228-3
	7496	Center Hinge	1	4012
	7498	1" Steel Roller, Length: 3" Standard	1	4027
	7497	Top Roller Bracket Assembly, Complete	1	4039
	7477	Bottom Roller Bracket with Cover	1	5600-3
	7469	Pull Down Strap, Single, 42" Long, No Loop	1	6333-2
	7493	Heavy Duty Top Slide, Bracket Only	1	6943
	7479	19" Nylon Pull Down Strap, Outside Mount	1	9723
	7466	Clevis Pin, Stainless Steel, 5/16" x 1"	1	10-1004-5
	7470	Blind Hole, Pull Rivet, Stainless Steel, 1/4"	1	10-1054- 15

DOCK BUMPERS

RUBBER DOCK BUMPERS

- Made from black rubber.
- Delivers shock-proof protection in a variety of styles to suit your needs.
- Recessed bolt holes help eliminate the risk of damage on impact.
- Rounded corners reduce tearing and breaking.

PART No.	SIZE	QTY.
4830	6" x 3" x 3-1/4"	1
4835	6-1/8" x 3-3/8" x 3-1/2"	1
4831	8" x 5-1/2" x 3-1/2"	1
4832	8" x 2-1/2" x 2"	1
4834	12" x 2-3/8" x 2-1/8"	1
4833	16" x 2-1/2" x 2"	1



N7



VEHICLE PARTS & ACCESSORIES

CAB SUPPLIES

MOUNTING BRACKET – GPS / SATELLITE

- Ram mount with two round 2-1/2" diameter bases.
- Mount handheld devices such as GPS locators.
- Material: marine grade aluminum
- 1" rubber ball pivots to allows base adjustment and dampens shock and vibrations.
- Powder coated black.
- Mount supports up to 3 lbs.

PART No.	QTY.
27625	1



MOUNTING BRACKET – GPS / SATELLITE

- Ram mount with two round 2-1/2" diameter bases.
- Mount handheld devices such as GPS locators.
- Material: marine grade aluminum
- 1" rubber ball pivots to allows base adjustment and dampens shock and vibrations.
- Powder coated black.
- Mount supports up to 3 lbs.

PART No.	QTY.
27626	1



GRAB HANDLE

- Chrome finish.
- 2" high with 7" grab.
- Drilled and countersunk for 1/4" screws. (Screws not included).

PART No.	LENGTH	QTY.
24430	13"	1



MATTRESS COVER

- Size: 42" x 80" x 8" with zipper.
- Flame retardant.
- Water proof and stain resistant.
- Odorless.
- Quiet.
- Non-allergenic.
- Machine washable.

PART No.	QTY.
588	1



CAB FAN

- Heavy duty 12 Volt motor.
- Heavy duty die cast base.
- Chrome guard.
- Fan Size: 6-1/2"
- Blade Size: 4"
- 250 CFM.
- Variable speed rheostat switch.
- Ball joint swivel base.

PART No.	QTY.
24427	1



Experience our dedicated customer service.

DOCUMENT HOLDERS

ALUMINUM MANIFEST COVER

- Provides waterproof protection for all permits, manifests, logs and registrations.
- Features a neoprene gasket, stainless steel hinges, stainless steel lockable latch, oversized stainless steel latch rivet and a clipboard style paper holder.
- Recommended for trucks, trailers and containers.
- Outside Size: 8" x 13" x 1.5"
- Inside Size: 6-1/2" x 11-1/2" x 1-1/4"

PART No.	QTY.
24436	1



DOCUMENT HOLDER

- Waterproof construction ensures documents remain dry.
- Twist-on lens with large grips makes it easy to use with gloves on.
- Compatible with competitive mounting holes.
- Stainless steel hardware.

PART No.	DESCRIPTION	CROSS REF.	QTY.
81900	Document Holder	16-800	1
81901	Replacement Cover	16-801	1



N8



CALL 1-800-558-2808 / FAX 1-800-553-8769 / WWW.IMPERIALSUPPLIES.COM

KEY DUPLICATORS

LIGHT DUTY KEY DUPLICATOR

- Most accurate key machine on the market.
- Reversible jaws allow cutting of a wide variety of keys, including double-sided keys.
- Long lasting durable steel construction and bronze bearings.
- Can cut regular or large bow keys.
- Equipped with a deburring brush.
- Portable size; lightweight.

Motor: 120V AC (HP 1/15 amps. 1.5)

Weight: 16 lbs

Machine size: 11" W x 8" D x 8" H


Bench size: 16" W x 11" D



PART No.	DESCRIPTION	QTY.
37500	Key Duplicator	1
37501	Replacement Cutting Wheel	1
37502	Replacement Belt	2
37517	Wing Nut for Key Duplicator Vise	1
37519	Replacement Buffing Brush	1
37747	Replacement Washer & Bearing Set	1
37748	Motor Assembly for Key Duplicator	1

PREMIER SPEEDEX® HEAVY DUTY KEY DUPLICATOR

- Manual duplicator, perfect for duplicating even the largest of keys.
 - The simplicity of operating this machine makes easy work out of duplicating even a large number of keys.
 - Mounted on a sturdy base and comes equipped with a 1/6 HP heavy-duty motor.
 - Durable construction and bronze bearings combine for a long lasting product.
 - Includes deburring brush.
- Motor: 120 VAC (1/6 HP, 3.5 amps)
Weight: 32 lbs, 14.5 kg
Machine size: 12" W x 14" D x 8" H
Bench size: 17" W x 17" D



PART No.	DESCRIPTION	QTY.
38000	Key Duplicator	1
38001	Replacement Belt	1

ILCO EZ®-CODE KEY CODE CUTTER AND DUPLICATOR

- Cuts hundreds of automotive and commercial cylinder keys by biting number or duplication.
- Cuts popular automotive keys by indirect code number.
- Extensive pre-loaded database of automotive codes and key cut specifications (automotive and commercial).
- Versatile two-position vise jaw securely clamp even the hard-to-grip keys.
- Electronic key edge detection; provides greater flexibility for clamping keys.
- Automatic taper correction reduces error when positioning keys in the vise.
- Microprocessor-controlled stepper motors provide dependable results.
- LCD display and generous size keypad for easy operation.
- Simple to install, SD memory card software update process.
- Equipped with a durable cobalt steel cutter.
- Available 110V-AC.

PART No.	QTY.
38004	1



HIGH SECURITY KEY DUPLICATORS

HIGH SECURITY KEY CUTTER AND DUPLICATOR


- Cuts high security "laser" keys by code number or duplication.
- Cuts by code, decode or depths and duplicates high security keys.
- Complete database of high security systems to be cut built-in; no computer needed.
- Key information is automatically converted to original lock specification when duplicating.
- Includes A & C jaws to cut Honda, Lexus, BMW and Volvo high security laser keys; other jaws available as optional equipment.
- Universal 2.5mm cutter used for all applications.
- Easily updated using Internet or SmartMedia® technology.
- Electronic calibration.

Power Source: 110V-AC

Weight: 50 lbs

Machine size: 14" W x 12" D x 14" H

PART No.	QTY.
38002	1



HIGH SECURITY KEY CUTTER AND DUPLICATOR

- Cuts high security "laser" keys by code number or duplication.
- Simple cutting of sidewinder/laser style automotive keys.
- No set-up or initial calibration required. Ready to cut keys out of the box.
- Microprocessor controlled cutting operation, utilizing a precision x-y stepper motor carriage transport mechanism.
- Extensive on-board database contains cut specifications for dozens of sidewinder/laser style automotive key systems and also includes indirect codes for most major automotive brands using sidewinder/laser style keys.
- Versatile three-position vise clamp. Additional vises are not required.
- Only one cutter required to support all applications.
- Simple to follow menus with easy view LCD display and generous size keypad for easy operation.
- Built-in light illuminates cutting area.
- Manufacturer Warranty: 3 years
- Free software updates for one year from the manufacturer.

Power Source: 110V-AC

Weight: 95 lbs

Machine size: 19.67" W x 19.67" D x 18.89" H

PART No.	QTY.
38003	1



N9



VEHICLE PARTS & ACCESSORIES

KEY CUTTERS & ACCESSORIES

KEY CUTTER CODE STYLE PAK-3T

- Code cuts truck and automotive keys plus Kwikset, Schlager, 1/core and Master by ordering the appropriate accessories.
- Punch and die are interchangeable, this machine will punch all angles of cut.
- Comes equipped with standard 90T punch/die.



PART NO.	DESCRIPTION	QTY.
37665	Key Cutter Code Style Pak 3T	1
37674	88° Punch/Die Set	1
37708	90° Die for Punch Replacement	1



LARGE CASE FOR CODE CUTTER, VISES AND DEPTH KNOBS

- Large hard-shell case protects cutter, vises and depth knobs.
- Ample room for expansion of additional accessories.
- Form is precut to accept additional parts.
- Cutter and other accessories not included.

PART NO.	QTY.
37676	1



VISE/DEPTH KNOB SET

- Package contains vise F03 and depth knob 525.
- Use with key cutter, Part No. 37680.



PART NO.	DESCRIPTION	CODES	USE PUNCH	QTY.
37666	A1/516	H601 - 1100; C250 - 2200; M000 - 221	90°	1
37667	A2/525	D225 - 814; K/LO - 999; N225 - 814	90°	1
37668	A3/516	H601-825	90°	1
37669	C2/525	J/L0001-3580; Z or FLI-262; FT1001-3000	90°	1
37664	C5/525	VNO-VN2000	90°	1
37725	F01/525	Ford 10-Cut Codes ABCDE	90°	1
37677	F03/525	0001X - 1706X	90°	1
37670	G1/525	JKLM; ABNP; NPSU	90°	1
37673	G04/427	N5001 - 7000	88°	1
37671	G11/525	G101-598	90°	1
37672	G14/525	GM 10 cut; AA00-TT51; 5000A-S711K	90°	1
37738	G15/620	G0001 - G3631	90° rev	1
37678	N01/620	S8001-S9000	90°	1
37727	HN1/525	73000 - 73999	88°	1

VISE REPLACEMENT WING KNOB

- Replacement wing knob for key cutter vises.

PART NO.	QTY.
37751	1



SYSTEM SCREW

- Screw used to hold vice knob in place.

PART NO.	QTY.
37817	1



KEY CODE BOOKS FOR HEAVY-DUTY TRUCKS

- List key codes for hundreds of vehicle and heavy duty trucks.

PART NO.	DESCRIPTION	QTY.
37679	Volumes I: C250-C699; D225-D814; Z(FL)1-262; G101-G598; H601-H1100; K(L)000-999 Volume II: 000A-5711K; JKLM; M000-M221	1
37681	Code Book Series FT1001 - FT3000	1
37683	Code Book Series 1X-1706X	1
37684	Code Book Series N5001-N7000; S8001-S9000	1
37686	Code Book Series VNO-VN2000	1
37750	Code Book Series G0001-G3631	1
37752	Code Book Series FA0-FA1863; FBOFB1863	1



KEY DECODER

- Metal construction.

PART NO.	DESCRIPTION	QTY.
37703	F02/F03/G03/N04	1
37704	G01/G14/A02	1
37719	F01/F14/F15	1
37739	G02,G05,T02	1



N10

Visit the Imperial website.
www.imperialsupplies.com



CALL 1-800-558-2808 / FAX 1-800-553-8769 / WWW.IMPERIALSUPPLIES.COM

VEHICLE PARTS & ACCESSORIES

KEY BLANKS



REF. No. A1114A
PART No. 37652
Qty. 10
APPLICATIONS:
 Best Locks




REF. No. A1114E
PART No. 37656
Qty. 10
APPLICATIONS:
 Best Locks



REF. No. A1114F
PART No. 37663
Qty. 10
APPLICATIONS:
 Best Locks



REF. No. A1114G
PART No. 37662
Qty. 10
APPLICATIONS:
 Best Locks



REF. No. AM3/1045
PART No. 37544
Qty. 25
APPLICATIONS:
 American Lock



REF. No. AR1/1179
PART No. 37693
Qty. 10
APPLICATIONS:
 Almet and Arrow
 Cylinder Locks



REF. No. B1
PART No. 37588
Qty. 25
APPLICATIONS:
 Brockway, Diamond Reo,
 Freightliner, Mack, White,
 GMC Truck, Volvo



REF. No. B2
PART No. 37636
Qty. 10
APPLICATIONS:
 General Motors



REF. No. B5
PART No. 37589
Qty. 25
APPLICATIONS:
 Kenworth, International,
 Peterbilt



REF. No. B10
PART No. 37804
Qty. 25
APPLICATIONS:
 GM Vehicles



REF. No. B11
PART No. 37805
Qty. 25
APPLICATIONS:
 GM Vehicles



REF. No. B16
PART No. 37580
Qty. 15
APPLICATIONS:
 Kenworth
 (logo on key head)



REF. No. B16
PART No. 37581
Qty. 15
APPLICATIONS:
 Peterbilt
 (logo on key head)



REF. No. B44
PART No. 37554
Qty. 25
APPLICATIONS:
 Buick, Cadillac, Chevy,
 Oldsmobile, Pontiac,
 Chevy Truck, GMC Truck



REF. No. B45
PART No. 37555
Qty. 25
APPLICATIONS:
 Buick, Cadillac, Chevy,
 Oldsmobile, Pontiac,
 Chevy Truck, GMC Truck

Keys are listed in order of reference number. Not shown actual size.



VEHICLE PARTS & ACCESSORIES

KEY BLANKS



REF. No. B46
PART No. 37556
QTY. 25

APPLICATIONS:
Buick, Cadillac, Chevy,
Oldsmobile, Pontiac,
Chevy Truck, GMC Truck



REF. No. B47
PART No. 37557
QTY. 25

APPLICATIONS:
Buick, Cadillac, Chevy,
Oldsmobile, Pontiac,
Chevy Truck, GMC Truck



REF. No. B48
PART No. 37558
QTY. 25

APPLICATIONS:
Buick, Cadillac, Chevy,
Oldsmobile, Pontiac,
Chevy Truck, GMC Truck



REF. No. B49
PART No. 37559
QTY. 25

APPLICATIONS:
Buick, Cadillac, Chevy,
Oldsmobile, Pontiac,
Chevy Truck, GMC Truck



REF. No. B50
PART No. 37560
QTY. 25

APPLICATIONS:
Buick, Cadillac, Chevy,
Oldsmobile, Pontiac,
Chevy Truck, GMC Truck



REF. No. B51
PART No. 37561
QTY. 25

APPLICATIONS:
Buick, Cadillac, Chevy,
Oldsmobile, Pontiac,
Chevy Truck, GMC Truck



REF. No. B52
PART No. 37548
QTY. 25

APPLICATIONS:
Briggs & Stratton,
Strattec (May use in
place of B5)



REF. No. B53
PART No. 74201
QTY. 10

APPLICATIONS:
Geo, GM and Isuzu.



REF. No. B54
PART No. 37542
QTY. 25

APPLICATIONS:
Chevy Truck, GMC Truck,
Isuzu Truck



REF. No. B55
PART No. 37829
QTY. 10

APPLICATIONS:
GM



REF. No. B56
PART No. 37649
QTY. 10

APPLICATIONS:
General Motors



REF. No. B57
PART No. 37637
QTY. 10

APPLICATIONS:
ISUZU



REF No.	PART No.	VEHICLE	QTY.
B62P1	37901	GM	1
B62P2	37902	GM	1
B62P3	37903	GM	1
B62P4	37904	GM	1
B62P5	37801	GM	1
B62P6	37906	GM	1
B62P7	37907	GM	1
B62P8	37908	GM	1
B62P9	37802	GM	1
B62P10	37803	GM	1
B62P11	37911	GM	1
B62P12	37912	GM	1
B62P13	37913	GM	1
B62P14	37914	GM	1
B62P15	37915	GM	1



REF No.	PART No.	VEHICLE	QTY.
B82P2	37832	GM	1
B82P3	37833	GM	1
B82P4	37834	GM	1
B82P5	37835	GM	1
B82P6	37836	GM	1
B82P7	37837	GM	1
B82P8	37838	GM	1
B82P9	37839	GM	1
B82P10	37840	GM	1
B82P11	37841	GM	1
B82P12	37842	GM	1
B82P13	37843	GM	1
B82P14	37844	GM	1
B82P15	37845	GM	1

GM KEY BOOT

• Color: Black

PART No.	SHAPE	QTY.
37822	Rectangular	25
37823	Oval	25



N12

Keys are listed in order of reference number. Not shown actual size.



CALL 1-800-558-2808 / FAX 1-800-553-8769 / www.IMPERIALSUPPLIES.com

VEHICLE PARTS & ACCESSORIES

KEY BLANKS



REF. No. B63
PART No. 37806
QTY. 25
APPLICATIONS:
 GM



REF. No. B64
PART No. 37563
QTY. 15
APPLICATIONS:
 Buick, Cadillac,
 Chevrolet, Oldsmobile,
 Pontiac



REF. No. B65
PART No. 37527
QTY. 10
APPLICATIONS:
 Isuzu, Honda, Geo



REF. No. B67
PART No. 37564
QTY. 15
APPLICATIONS:
 Buick, Cadillac, Chevy,
 Oldsmobile, Pontiac



REF. No. B68
PART No. 37552
QTY. 15
APPLICATIONS:
 Buick, Cadillac, Chevy,
 Oldsmobile, Pontiac



REF. No. B69
PART No. 37825
QTY. 10
APPLICATIONS:
 GM



REF. No. B72
PART No. 37824
QTY. 10
APPLICATIONS:
 GM



REF. No. B77
PART No. 37566
QTY. 15
APPLICATIONS:
 Buick, Cadillac, Chevy,
 Oldsmobile, Pontiac



NEW KEY
REF. No. B78
PART No. 37807
QTY. 25
APPLICATIONS:
 GM



REF. No. B79
PART No. 37568
QTY. 15
APPLICATIONS:
 Buick, Cadillac, Chevy,
 Oldsmobile, Pontiac



REF. No. B80
PART No. 37697
QTY. 10
APPLICATIONS:
 Toyota and Geo



REF. No. B83
PART No. 37721
QTY. 25
APPLICATIONS:
 GM



REF. No. B84
PART No. 37809
QTY. 25
APPLICATIONS:
 GM



REF. No. B85
PART No. 37810
QTY. 25
APPLICATIONS:
 GM



REF. No. B86
PART No. 37811
QTY. 25
APPLICATIONS:
 GM



REF. No. B86P
PART No. 37598
QTY. 25
APPLICATIONS:
 Buick, Cadillac, Chevy,
 Oldsmobile, Pontiac

Keys are listed in order of reference number. Not shown actual size.

NATIONAL DISTRIBUTOR OF QUALITY MAINTENANCE SUPPLIES SINCE 1958

N13



VEHICLE PARTS & ACCESSORIES

KEY BLANKS



REF. No. B88
PART No. 74298
QTY. 10

APPLICATIONS:
Saturn



REF. No. B89
PART No. 37503
QTY. 25

APPLICATIONS:
Buick, Cadillac, Chevy,
Oldsmobile, Pontiac,
Chevy Truck, GMC Truck



REF. No. B91
PART No. 37692
QTY. 25

APPLICATIONS:
GM



REF. No. B92
PART No. 37783
QTY. 10

APPLICATIONS:
GM



REF. No. B93
PART No. 37784
QTY. 10

APPLICATIONS:
GM



REF. No. B96
PART No. 37713
QTY. 10

APPLICATIONS:
Saturn



REF. No. B97PT
PART No. 37815
QTY. 1

APPLICATIONS:
GM



REF. No. B98PT
PART No. 37816
QTY. 1

APPLICATIONS:
GM



REF. No. B99PT
PART No. 37813
QTY. 1

APPLICATIONS:
GM



REF. No. B100PT
PART No. 37818
QTY. 1

APPLICATIONS:
GM



REF. No. B102
PART No. 37523
QTY. 10

APPLICATIONS:
Chevrolet Trucks



REF. No. B102P
PART No. 37565
QTY. 10

APPLICATIONS:
GM



REF. No. B103PT
PART No. 37814
QTY. 1

APPLICATIONS:
GM



REF. No.	PART No.	APPLICATIONS	QTY.
B104P2	37852	GM	1
B104P3	37853	GM	1
B104P4	37854	GM	1
B104P5	37855	GM	1
B104P6	37856	GM	1
B104P7	37857	GM	1
B104P8	37858	GM	1
B104P9	37859	GM	1
B104P10	37860	GM	1
B104P11	37861	GM	1
B104P12	37862	GM	1
B104P13	37863	GM	1
B104P14	37864	GM	1
B104P15	37865	GM	1

N14

Keys are listed in order of reference number. Not shown actual size.



CALL 1-800-558-2808 / FAX 1-800-553-8769 / www.IMPERIALSUPPLIES.com

VEHICLE PARTS & ACCESSORIES

KEY BLANKS



REF. No. B106
PART No. 37724
QTY. 10
APPLICATIONS:
 Chevrolet, Saturn



REF. No. B110P
PART No. 37777
QTY. 5
APPLICATIONS:
 GM



REF. No. B111PT
PART No. 37770
QTY. 1
APPLICATIONS:
 GM



REF. No. B113
PART No. 37781
QTY. 10
APPLICATIONS:
 GM



REF. No. BS599114
PART No. 37776
QTY. 1
APPLICATIONS:
 Ford Ranger



REF. No. BS60HFP
PART No. 37774
QTY. 5
APPLICATIONS:
 Volvo



REF. No. CG16
PART No. 37591
QTY. 25
APPLICATIONS:
 Freightliner, Chicago
 Padlocks & Lockers



REF. No. CNA 2
PART No. 37691
QTY. 10
APPLICATIONS:
 Caterpillar



REF. No. DA25/27
PART No. 37786
QTY. 10
APPLICATIONS:
 Infiniti, Nissan



REF. No. DA31
PART No. 37633
QTY. 10
APPLICATIONS:
 Infiniti, Nissan



REF. No. DA34
PART No. 37787
QTY. 10
APPLICATIONS:
 Nissan



REF. No. DA37
PART No. 37788
QTY. 10
APPLICATIONS:
 Nissan



REF. No. DC1
PART No. 37657
QTY. 10
APPLICATIONS:
 Isuzu, General Motors,
 Chrysler, Mitsubishi,
 Suzuki



REF. No. DC3
PART No. 74222
QTY. 10
APPLICATIONS:
 Chrysler, GM,
 Hyundai, Isuzu



REF. No. DE2
PART No. 37920
QTY. 10
APPLICATIONS:
 Dumpsters and
 Trash Compactors



REF. No. DW1
PART No. 37819
QTY. 10
APPLICATIONS:
 GM

Keys are listed in order of reference number. Not shown actual size.

NATIONAL DISTRIBUTOR OF QUALITY MAINTENANCE SUPPLIES SINCE 1958

N15



VEHICLE PARTS & ACCESSORIES

KEY BLANKS



REF. No. H27
PART No. 37539
QTY. 25
APPLICATIONS:
 Ford, Mercury



REF. No. H50
PART No. 37577
QTY. 25
APPLICATIONS:
 Ford, Mercury



REF. No. H51
PART No. 37575
QTY. 25
APPLICATIONS:
 Ford, Mercury



REF. No. H53
PART No. 37576
QTY. 15
APPLICATIONS:
 Ford, Mercury



REF. No. H54
PART No. 37578
QTY. 25
APPLICATIONS:
 Ford, Mercury



REF. No. H56
PART No. 37714
QTY. 10
APPLICATIONS:
 Ford



REF. No. H62
PART No. 37529
QTY. 25
APPLICATIONS:
 Ford, Mercury



REF. No. H65
PART No. 37789
QTY. 10
APPLICATIONS:
 Ford



REF. No. H67
PART No. 37712
QTY. 10
APPLICATIONS:
 Ford



REF. No. H70
PART No. 37790
QTY. 10
APPLICATIONS:
 Ford



REF. No. H72PT
PART No. 37711
QTY. 5
APPLICATIONS:
 FORD



REF. No. H73PT
PART No. 37793
QTY. 5
APPLICATIONS:
 FORD



REF. No. H75
PART No. 37551
QTY. 25
APPLICATIONS:
 Ford, Lincoln, Mercury



REF. No. H75P, DA37P
PART No. 37592
QTY. 5
APPLICATIONS:
 Ford, Lincoln, Mercury



REF. No. H76
PART No. 37528
QTY. 25
APPLICATIONS:
 Ford, Mercury

N16

Keys are listed in order of reference number. Not shown actual size.



CALL 1-800-558-2808 / FAX 1-800-553-8769 / WWW.IMPERIALSUPPLIES.COM

VEHICLE PARTS & ACCESSORIES

KEY BLANKS



REF. No. H78
PART No. 37785
QTY. 10
APPLICATIONS:
 Ford



REF. No. H82PT
PART No. 37794
QTY. 5
APPLICATIONS:
 Lincoln



REF. No. H84PT, H74PT
PART No. 37795
QTY. 5
APPLICATIONS:
 Ford



REF. No. H85PT, H86PT
PART No. 37796
QTY. 5
APPLICATIONS:
 Ford



REF. No. HD75, X138
PART No. 37650
QTY. 10
APPLICATIONS:
 Honda



REF. No. HN3, X274
PART No. 37705
QTY. 10
APPLICATIONS:
 Hino



REF. No. HV61
PART No. 37536
QTY. 10
APPLICATIONS:
 Misc. Equipment



REF. No. IN8
PART No. 37508
QTY. 25
APPLICATIONS:
 Brockway



REF. No. K1994, B87
PART No. 37522
QTY. 10
APPLICATIONS:
 Kenworth



REF. No. KW1
PART No. 37716
QTY. 10
APPLICATIONS:
 Donner, Kwikset, Petco



REF. No. LU2
PART No. 37538
QTY. 10
APPLICATIONS:
 Misc. Equipment



REF. No. LUV1
PART No. 37820
QTY. 10
APPLICATIONS:
 GM



REF. No. MIT1
PART No. 37791
QTY. 10
APPLICATIONS:
 Chrysler, Mitsubishi



REF. No. M1
PART No. 37540
QTY. 25
APPLICATIONS:
 Misc. Equipment
 Master Locks



REF. No. M2
PART No. 74249
QTY. 10
APPLICATIONS:
 Padlocks

Keys are listed in order of reference number. Not shown actual size.

NATIONAL DISTRIBUTOR OF QUALITY MAINTENANCE SUPPLIES SINCE 1958

N17



VEHICLE PARTS & ACCESSORIES

KEY BLANKS



REF. No. M10
PART No. 37597
Qty. 25
APPLICATIONS:
 Master Locks



REF. No. M16
PART No. 37661
Qty. 10
APPLICATIONS:
 Master Locks



REF. No. M20
PART No. 37782
Qty. 10
APPLICATIONS:
 Master Locks



REF. No. MB17
PART No. 37695
Qty. 10
APPLICATIONS:
 Mercedes Benz



REF. No. MIT1
PART No. 37797
Qty. 10
APPLICATIONS:
 Chrysler, Mitsubishi



REF. No. MRT1 RPS1
PART No. 37698
Qty. 10
APPLICATIONS:
 Forklifts, Backhoes



REF. No. NE48
PART No. 37641
Qty. 10
APPLICATIONS:
 Ford, Kenworth,
 Peterbilt, Sterling



REF. No. OM10
PART No. 37525
Qty. 10
APPLICATIONS:
 Misc. Equipment



REF. No. RA2
PART No. 37642
Qty. 10
APPLICATIONS:
 American Motors,
 Jeep, Renault



REF. No. RA3
PART No. 37582
Qty. 15
APPLICATIONS:
 American Motors,
 Navistar, International



REF. No. RA4
PART No. 37584
Qty. 15
APPLICATIONS:
 AMC, Freightliner,
 Navistar, White,
 GMC Truck, Volvo



REF. No. RA4
PART No. 37701
Qty. 15
APPLICATIONS:
 Primarily Domestic Equipment,
 AMC, Freightliner, GMC Truck,
 International, Navistar, White,
 Volvo



NEW KEY
REF. No. RN32
PART No. 37799
Qty. 10
APPLICATIONS:
 Chrysler



REF. No. R03
PART No. 37696
Qty. 25
APPLICATIONS:
 National Cabinet

Visit the Imperial website.
www.imperialsupplies.com


N18

Keys are listed in order of reference number. Not shown actual size.



CALL 1-800-558-2808 / FAX 1-800-553-8769 / www.IMPERIALSUPPLIES.com

KEY BLANKS



REF. No. SC1
PART No. 37715
QTY. 10
APPLICATIONS:
 Schlage



REF. No. SC4
PART No. 37717
QTY. 10
APPLICATIONS:
 Schlage, Almet



REF. No. SC8
PART No. 37643
QTY. 10
APPLICATIONS:
 Schlage



REF. No. SC8
PART No. 37643
QTY. 10
APPLICATIONS:
 Schlage



REF. No. TA6
PART No. 37507
QTY. 25
APPLICATIONS:
 Toyota



REF. No. T033, TR33
PART No. 37587
QTY. 25
APPLICATIONS:
 Hino, Toyota



REF. No. TR3, X159
PART No. 37635
QTY. 25
APPLICATIONS:
 Toyota



REF. No. TR47
PART No. 37792
QTY. 10
APPLICATIONS:
 Daihatsu, Toyota



REF. No. TR40
PART No. 37546
QTY. 25
APPLICATIONS:
 Daihatsu, Toyota



REF. No. VLI1 NE10
PART No. 37645
QTY. 10
APPLICATIONS:
 Mack, Borgward, L.K.W.



REF. No. X120, YM57
PART No. 37778
QTY. 10
APPLICATIONS:
 Yamaha

**Cut costs by reducing your vendors.
 Imperial's Specialty Programs can help.**

N19

Keys are listed in order of reference number. Not shown actual size.



VEHICLE PARTS & ACCESSORIES

KEY BLANKS



REF. No. Y5
PART No. 37699
QTY. 10

APPLICATIONS:
 Genie Equipment,
 Yale locks



REF. No. Y6
PART No. 37541
QTY. 25

APPLICATIONS:
 Yale Locks



REF. No. Y10
PART No. 37593
QTY. 25

APPLICATIONS:
 Yale Locks



REF. No. Y11
PART No. 37594
QTY. 25

APPLICATIONS:
 Yale Locks



REF. No. Y12
PART No. 37595
QTY. 25

APPLICATIONS:
 Brockway, Freightliner,
 White, GMC Truck, Volvo



REF. No. Y13
PART No. 37596
QTY. 25

APPLICATIONS:
 Yale Locks



REF. No. Y14
PART No. 37549
QTY. 25

APPLICATIONS:
 Brockway



REF. No. Y52
PART No. 37545
QTY. 25

APPLICATIONS:
 Yale Locks



NEW KEY

REF. No. Y149
PART No. 37798
QTY. 10

APPLICATIONS:
 Chrysler



REF. No. Y152
PART No. 37571
QTY. 25

APPLICATIONS:
 Chrysler, Dodge,
 Plymouth



REF. No. Y153P
PART No. 37570
QTY. 15

APPLICATIONS:
 Chrysler, Dodge,
 Plymouth



REF. No. Y154
PART No. 37720
QTY. 25

APPLICATIONS:
 Chrysler




REF. No. Y154P
PART No. 37573
QTY. 15

APPLICATIONS:
 Chrysler, Dodge,
 Jeep, Plymouth



REF. No. Y155P
PART No. 37569
QTY. 15

APPLICATIONS:
 Chrysler, Dodge,
 Eagle, Jeep, Plymouth



REF. No. Y156
PART No. 37797
QTY. 10

APPLICATIONS:
 Chrysler

N20

Keys are listed in order of reference number. Not shown actual size.



CALL 1-800-558-2808 / FAX 1-800-553-8769 / WWW.IMPERIALSUPPLIES.COM

VEHICLE PARTS & ACCESSORIES

KEY BLANKS



REF. No. Y157
PART No. 37574
QTY. 25

APPLICATIONS:
Chrysler, Dodge,
Freightliner (Century
Class & Columbia), Eagle,
Jeep, Plymouth



REF. No. Y157P
PART No. 37583
QTY. 5

APPLICATIONS:
Chrysler, Dodge,
Freightliner (Century
Class & Columbia), Eagle,
Jeep, Plymouth



NEW KEY
REF. No. Y159
PART No. 37543
QTY. 25

APPLICATIONS:
Chrysler, Dodge,
Freightliner (Century
Class), Plymouth



REF. No. Y159P
PART No. 37808
QTY. 5

APPLICATION:
Chrysler, Dodge,
PLYMOUTH, FREIGHTLINER
(CENTURY CLASS)




REF. No. Y160PT
PART No. 37773
QTY. 1

APPLICATIONS:
Chrysler, Dodge




REF. No. Y164PT, CHY250
PART No. 37779
QTY. 1

APPLICATIONS:
Chrysler



REF. No. YH38, X77
PART No. 37694
QTY. 10

APPLICATION:
JCB Forklifts, New Holland
Backhoes



REF. No. 1000H
PART No. 37535
QTY. 25

APPLICATIONS:
Cabinets, Kason Locks



REF. No. 1098JD
PART No. 74291
QTY. 5

APPLICATIONS:
Indak, John Deere,
Yard Tractors




REF. No. 1147
PART No. 37524
QTY. 10

APPLICATIONS:
Misc. Equipment



REF. No. 1148
PART No. 37700
QTY. 25

APPLICATIONS:
Yard Tractors, Polaris,
Indak locks



REF. No. 1430
PART No. 37562
QTY. 25

APPLICATIONS:
Clark Forklift



REF. No. 1519
PART No. 37509
QTY. 50

APPLICATIONS:
Komatsu



REF. No. 1539
PART No. 37526
QTY. 10

APPLICATIONS:
Kubota



REF. No. 1560
PART No. 37658
QTY. 10

APPLICATIONS:
Caterpillar



REF. No. 1574R, CH508
PART No. 37775
QTY. 5

APPLICATIONS:
Hurd

Keys are listed in order of reference number. Not shown actual size.

NATIONAL DISTRIBUTOR OF QUALITY MAINTENANCE SUPPLIES SINCE 1958

N21



VEHICLE PARTS & ACCESSORIES

KEY BLANKS



REF. No. 1584
PART No. 37547
QTY. 25
APPLICATIONS:
Freightliner



REF. No. 1588
PART No. 37644
QTY. 10
APPLICATIONS:
Freightliner



REF. No. 1562
PART No. 37553
QTY. 10
APPLICATIONS:



REF. No. 15836
PART No. 37690
QTY. 10
APPLICATIONS:
2003 Freightliner
Century Class



REF. No. 322861
PART No. 37780
QTY. 10
APPLICATIONS:
Strattec Utility Bins



REF. No.
PART No. 37706
QTY. 5
APPLICATIONS:
towel dispenser

**Imperial continuously
adds new products.**

Keys are listed in order of reference number. Not shown actual size.

KEY CABINETS

HOOK STYLE KEY CABINET

- Holds 80 hook style key tags.
- Size: 17" H x 13" W x 3-1/4" D
- Comes with 80 durable plastic key tags.
- Lockable cabinet with two keys.
- Steel cabinet in sand color.
- Pre-drilled for wall mounting.
- Strong piano hinge.

PART No.	QTY.
3618	1



RING STYLE KEY CABINET

- Holds 90 ring style key tags.
- Size: 15-1/2" H x 13-1/2" W x 1-1/2" D
- Comes with 90 cardboard key tags.
- Lockable cabinet with two keys.
- Steel cabinet in sand color.
- Pre-drilled for wall mounting.
- Strong piano hinge.

PART No.	QTY.
3619	1



REPLACEMENT KEY TAGS

- Nylon with slotted hook.

PART No.	QTY.
37513	20



KEY CABINET

- Holds 160 keys.
- Size: 16-1/2" W x 20" H x 5" D
- Includes plastic key tags, numbered for each slot.
- Steel cabinet features strong piano hinge and keyed lock.
- Use with Expansion Leaf Part No. 3621 to increase capacity from 160 to 330 keys.

PART No.	QTY.
3620	1



**Visit the Imperial website.
www.imperialsupplies.com**

N22



CALL 1-800-558-2808 / FAX 1-800-553-8769 / WWW.IMPERIALSUPPLIES.COM

KEY RINGS & TAGS

SOLID BRASS TAGS

- 18 gauge durable brass.
- Withstands constant handling.
- Can be stamped or written on.
- Complete with pre-drilled holes.



PART No.	DESCRIPTION	HOLE SIZE	QTY.
37514	1" Round	3/16	25
37769	1-1/4 Round	3/16	25
37510	1-1/2 Round	3/16	25
37511	1-1/4 Square	3/16	25
37512	2" Round	3/16	25

KEY TAG WITH METAL RING PACK

- Paper key tags with metal rings.
- Use to manage keys in a service department.
- Paper Material: Manilla
- Paper Size: 2.75" x 1.5"
- 1,000 per pack.

PART No.	QTY.
37871	1 pkg



ALUMINUM KEY TAGS

- Tags are 1" x 1.5".
- Two holes in each tag, one on each end.
- Each package includes (25) S-hooks.
- Four eye-catching colors.

PART No.	COLOR	QTY.
37496	Red	25
37497	Yellow	25
37498	Green	25
37499	Blue	25



2" PLASTIC I.D. KEY TAGS

- Flexible tag in five eye-catching colors.
- Slot on back allows easy removal of paper insert.
- Clear plastic insert protects paper from wear and tear.
- Size: 2" x 7/8"
- Key Ring: 3/4"

PART No.	COLOR	QTY.
37530	Red	50
37531	Yellow	50
37532	Green	50
37533	Blue	50
37534	Black	50



SPLIT KEY RINGS

- Made of heavy-duty tempered steel.
- Perfect for car keys, tags and other identification.
- Three of the most popular sizes.

PART No.	SIZE	QTY.
37515	3/4	25
37516	1-1/4	25
37755	1"	25
37518	2"	25



GENERAL PURPOSE STEEL HAND STAMPS

- Recommended for medium to light duty marking.
- Textured shanks provide a firm easy grip.
- Marked with slash on the thumb side.
- Designed for soft metals such as brass and aluminum.
- Use with the Solid Brass Tags, Part No. 37510 - 37512.

PART No.	DESCRIPTION	QTY.
37520	Number Set - 1/8	1
37709	Number set - 1/4	1
37521	Letter Set - 1/8	1
37710	Letter set - 1/4	1

Number set contains 9 pieces; 0 to 8, 6 also serving as 9.
Letter set contains 27 pieces; A to Z and ampersand (&).



ELECTRIC PENCIL ENGRAVER

- Use to engrave key tags, tools and date batteries.
- Variable vibration control for fine or coarse engraving.
- Hardened tip ensures long life.
- Six foot electrical cord.

PART No.	QTY.
37483	1



If you can't find the products you are looking for, call us, and we will find it for you.

N23



VEHICLE PARTS & ACCESSORIES

MIRRORS

HEATED DRIVER SIDE WEST COAST MIRROR

- 8" x 16" mirror without switches and wire harness.
- ABS plastic bezel and mirror glass assembly allow for easy replacement of damaged glass.
- Low 4 amp temperature-controlled heating element provides quick, even defrosting and prevents mirror glass overheating.
- High-luster, 300 stainless steel and high strength, automotive grade ABS plastic construction.
- Wire connectors compatible with harnesses found in many competitors' West Coast mirrors for convenient retrofitting.



PART No.	SIZE	QTY.
80655	Heated Driver Side Mirror	1
80659	Replacement Heated Mirror	1

HEATED MOTORIZED PASSENGER SIDE WEST COAST MIRROR

- 8" x 16" mirror without switches and wire harness.
- Heavy-duty, 1.5 RPM motor enables mirror head to be quickly and effortlessly adjusted.
- Automatic slip clutch prevents gear damage and allows for manual adjustment.
- Sealed tongue and groove motor housing protects motor and transmission from being damaged by outside elements.
- High-luster, 300 stainless steel and high strength, automotive grade ABS plastic construction.
- Wire connectors compatible with harnesses found in many competitors' West Coast mirrors for convenient retrofitting.
- Lightweight at only 5.3 lbs.
- Replacement heated mirror glass Part No. 80659.



PART No.	SIZE	QTY.
80657	Heated Passenger Side Mirror	1
80659	Replacement Heated Mirror	1

TWIST CLAMP KIT FOR MOUNTING WEST COAST MIRRORS

- Mount West Coast heads to 3/4" outside diameter tubing.
- Plastic coating for secure grip and mar resistance.
- Kit includes: stainless steel clamp and mounting hardware



PART No.	STYLE	MOUNT	QTY.
80778	Twist	Vertical	1
80779	Flat	Horizontal	1



6" X 16" WEST COAST MIRROR

- Top quality aluminum.
- One-piece thru-rod construction.
- 5/16"-18 threaded rod.
- Mounting nuts and washers included.

PART No.	QTY.
80787	1



6 X 16" WEST COAST MIRROR

- One piece thru-rod construction.
- Gasket cushions edge shocks.
- Viewing Surface: 98 square inches
- Mirror is .125" silvered glass.
- Mounting bolts have 5/16" - 18 thread.
- Elastic stop nut included.

PART No.	QTY.
80662	1



7" X 16" OEM STYLE HEATED WEST COAST MIRROR

- Stainless steel housing.
- Heated.
- 5/16"-18 stainless steel studs.
- Full vinyl gasketed insulated mirror glass.
- Wired for 12V systems with 60" leads.

PART No.	QTY.
80663	2



7" X 16" CENTER WIDE ROUND HEAD MIRROR

- Bubble back.
- 5/16"-18 stainless steel mounting studs.
- Full vinyl gasketed insulated mirror glass.
- Housing is painted white.

PART No.	QTY.
80660	6



HEAVY DUTY TRIPOD BRACKET

- Brackets include: nickel plated brass compression nuts
- Stainless steel fasteners.

PART No.	QTY.
80679	1



N24

BRACKETS

- Material: Steel
- Finish: Zinc

PART No.	HOLE SIZE	LONG LEG	HOLE SIZE	SHORT LEG	QTY.
80671	(2) 5/16	2-1/4	3/8	1-3/8	1
80780	(2) 5/16	2-1/4	7/16	1-1/2	1



MIRRORS

5" CONVEX MIRROR

- Ball and screw adjustment.
- 5/16" adjustable female ball stud and bolt.
- Glass mounted in ozone resistant vinyl.
- Includes universal mounting kits for 5/8" or 3/4" tubing.
- Mirror housing is black.

PART No.	QTY.
80678	4



6" ROUND CONVEX CENTER MOUNT MIRROR

- Stainless steel.
- L-bracket included.
- 5/16" adjustable female ball stud and bolt.
- Glass mounted in ozone resistant vinyl.

PART No.	QTY.
80667	1



8" ROUND CONVEX MIRROR

- Polished stainless steel.
- 5/16" metal ball stud.
- Does not include mounting bracket.

PART No.	DESCRIPTION	QTY.
80670	Offset mount	1
80669	Center mount	1



ROUND CONVEX MIRROR WITH BRACKET

- Stainless steel body.
- Fully adjustable.
- Steel ball stem with three point locking system to hold mirror firmly in position.

PART No.	DESCRIPTION	QTY.
80783	5" Center Mount Mirror with Bracket	1
80784	6" Center Mount Mirror with Bracket	1
80785	8.5 Center Mount Mirror with Bracket	1
80786	8.5 Off-set Mount Mirror with Bracket	1



REAR CROSSVIEW MIRROR WITH ASSEMBLY

- 10-1/2" convex mirror head.
- Bracket fits most stop, cargo and delivery vans.
- Bracket has an 11" reach.
- 5/16" adjustable female ball stud and bolt.
- Stainless steel finish.


PART No.	QTY.
80656	1



8" SEMI BUBBLE MIRROR

- Polished stainless steel.
- 5/16" center mount ball stud.

PART No.	QTY.
80673	1



CONVEX MIRROR UNIVERSAL MOUNTING KIT

- Attaches convex mirror to other mirror bracketry.
- Used on either 3/4" or 5/8" tubing.
- Two part (clamshell) clamp.
- Stainless steel construction.

PART No.	CROSS REF.	QTY.
80672	97823	5



STICK-ON CONVEX MIRROR

- Eliminates blind spots and triples viewing area.
- Strong adhesive double-sided tape attaches mirror to any clean, flat surface.

PART No.	SHAPE	SIZE	QTY.
80668	Round	3-3/4"	6
80781	Round	3-3/4"	1
80664	Rectangular	4" x 5-1/2"	6
80782	Rectangular	4" x 5-1/2"	1



6-1/2" X 6" MIRROR

- Outer gasket for edge shock protection.
- 5/16"-18 mounting port.
- Stainless steel back.


PART No.	DESCRIPTION	QTY.
80665	Convex Glass	1



MIRROR ASSEMBLIES

- Complete mirror assembly for the GM G-Van.

PART No.	DESCRIPTION	SIDE	QTY.
80771	Complete Assembly	Right/Passenger	1
80772	Complete Assembly	Left/Driver	1
80773	Mirror Head	Right/Passenger	1
80774	Mirror Head	Left/Driver	1
80775	Flat Mirror Sub Assembly	Either	1
80776	Convex Mirror Sub Assembly	Either	1



MODEL 2020XG MIRROR

- Use on 96" wide vehicles.
- GMC top kick medium duty truck, Savana and Express Van.

PART No.	DESCRIPTION	SIDE	QTY.
78162	Complete Assembly	Right/Passenger	1
78163	Complete Assembly	Left/Driver	1
78164	Mirror Head	Right/Passenger	1
78165	Mirror Head	Left/Driver	1
78166	Mirror Replacement Flat Glass	Right/Passenger	1
78167	Mirror Replacement Flat Glass	Left/Driver	1
78168	Mirror Replacement Convex Glass	Right/Passenger	1
78169	Mirror Replacement Convex Glass	Left/Driver	1



N25



VEHICLE PARTS & ACCESSORIES

OIL MAINTENANCE

QUICK CONNECT OIL DRAIN SYSTEM

- Fast, simple, clean, safe oil changes.
- Reduces labor time to complete oil changes.
- Prevents hot oil burns.
- Eliminates risk of spills.
- Works with many other fluids requiring periodic changes.



Plug and Cap

PART No.	OIL PAN PLUG ENGINE MODEL	THREAD SIZE	PATTERN	QTY.
92562	Allison	1/2 x 20	UNF T10	1
92568	Briggs & Stratton	1/2 - 14	UNF T12	1
92550	Cat 3406E, 3176, C10, C12, C15, C16	1-1/8 - 12	UNF T15	1
92574	Cat 3306, C13	1-11 - 1/2	NPT T12	1
92551	Cummins L10, M11, N14, ISL, ISM, 855	1 - 18	UNF T12	1
92552	Detroit Diesel 60 Series	3/4 - 14	NPT T12	1
92555	Cat 3116, 3126	3/4 - 16	UNF T15	1
92560	International 444E, Ford Powerstroke	M12 - 1.75mm	T10	1
92557	International 444E, Ford Powerstroke	M14 - 1.25mm	T10	1
92558	Cummins 8.3L, (ISC), 5.9L (ISB)	M18 - 1.5 mm	T10	1
92556	Ford 8.3 L, Case IH, Caterpillar C3116, C7, C9	M18 - 1.5 mm	T14	1
92561	Chevy Duramax	M14 - 1.5 mm	T10	1
92553	Mack E7, CHC	M20 - 1.5 mm	T10	1
92563	Case IH, Cummins, Deutz	M22 - 1.5 mm	T10	1
92559	Komatsu, Mack	M24 - 1.5 mm	T15	1
92554	INTL DT466, 530 (1995+)	M25 - 1.5 mm	T15	1
92567	Mercedes, Paccar	M26 - 1.5mm	T10	1
92566	International, Detroit	M27 - 2.0 mm	T12	1

QUICK CONNECT OIL DRAIN SYSTEM ACCESSORIES

PART No.	DESCRIPTION	QTY.
92564	Straight Clicker Connector	1
92565	Angle Clicker Connector	1
92569	10" hose with threaded fitting for Clicker	1
92570	Quick Drain Oil Sampler	1
92571	Straight clicker and hose with fitting	1
92572	Angle Clicker and Hose with Fitting	1
92573	45° Clicker and Hose with Fitting	1
92549	Quick Drain Plug Cap	1



#92564



#92565



#92570



#92569



#92571



#92572



#92573

MAGNETIC PIPE PLUGS

- Removes metal particles to reduce damage of internal components.

PART No.	PIPE SIZE	THREADS PER INCH	QTY.
37607	1/8 NPT	27	5
37604	1/2 NPT	14	5
37605	3/4 NPT	14	5
37606	1" NPT	11-1/2	5
37639	3/8		5
37640	2mm x 1.5mm		5



MAGNETIC OIL DRAIN PLUGS WITH GASKETS

PART No.	THREAD SIZE	LENGTH UNDER HEAD	HEX SIZE	FINISH	QTY.
38611	M12-1.75	19mm	13mm	Zinc	2
38614	1/2-20	43/64	3/4	Zinc	1



DIPSTICK/FILLER PLUG

- Polyurethane filler cap plug is the answer to the problem of the old style rubber failing after time.
- Rubber is not as compatible with oils and fluids as polyurethane.
- Polyurethane will not swell and deteriorate like rubber plugs.
- In many cases you need only to replace the rubber plug, not the entire metal assembly.

PART No.	SIZE	QTY.
90629	1"	5



OIL DRAIN PLUGS WITH GASKETS



PART No.	THREAD SIZE	LENGTH UNDER HEAD	HEX SIZE	GASKET O.D.	FINISH	QTY.
37600	M12 - 1.75p	26mm	15mm	22mm	Zinc	5
37601	M12 - 1.75p	20mm	16mm		Zinc	5
37602	M14 - 1.50p	11mm	16mm		Zinc	5
37603	1/2 - 20	1/2	7/8		Plain	10
37651	1/2 - 20	13/16	9/16	7/8	Plain	15
37754	1/2 - 20	13/16	5/8	28mm	Plain	2
37756	M12 - 1.25	11mm	14mm	20mm	Zinc	5
37757	M12 - 1.25	17mm	14mm	20mm	Zinc	5
37758	M12 - 1.50	12mm	13mm	17mm	Zinc	5
37761	M12 - 1.75	19mm	14mm	28mm	Blk Zinc	2
37760	M12 - 1.75	21mm	15mm	28mm	Plain	2
38610	M12 - 1.75	25mm	13mm	26mm	Plain	2
38613	M12 - 1.75	26mm	15mm	32mm	Zinc	2
37762	M14 - 1.50	15mm	17mm	24mm	Znc, Ylw	5
38612	M14 - 1.50	16mm	13mm	23mm	Zinc	5
38115	M14 - 1.50	18mm	17mm	28mm	Plain	2
37763	M14 - 1.50	20mm	13mm	28mm	Plain	2
37764	M16.4 - 1.33	13mm	19mm	26mm	Zinc	5
37766	M20 - 1.50	21mm	15mm	29mm	Plain	5



N26

OVERSIZE OIL DRAIN PLUGS

- Includes fiber gasket.
- Self-tapping.

PART No.	THREAD	SIZE	FINISH	QTY.
37611	1/2-20	Double Oversize	Zinc & Yellow	5
37614	1/2-20	Single Oversize	Zinc	5
37646	5/8-18	Single Oversize	Zinc	5
37612	11/16-20	Single Oversize	Zinc	5
37647	3/4-16	Single Oversize	Zinc	5
37613	7/8-14	Single Oversize	Zinc	5



CALL 1-800-558-2808 / FAX 1-800-553-8769 / WWW.IMPERIALSUPPLIES.COM

VEHICLE PARTS & ACCESSORIES

SEALING GASKETS & WASHERS

STEEL GASKET WITH RUBBER SEAL

PART No.	I.D.	O.D.	QTY.
37628	1/2	1"	5
38607	18mm	27mm	10



NYLON GASKETS

PART No.	I.D.	O.D.	THICKNESS	QTY.
37620	1/2	3/4	3/32	25
37621	1/2	15/16	1/16	25
37625	9/16	13/16	3/32	25
37630	12 mm	22 mm	1.5 mm	50
37631	14 mm	24 mm	1.5 mm	50



COPPER GASKETS

PART No.	BOLT SIZE	I.D.	O.D.	THICKNESS	QTY.
37599	3/16	1/4	7/16	1/32	25
37615	3/8	13/32	5/8	1/16	25
37622	7/16	29/64	11/16	1/32	25
37626	7/16	1/2	7/8	1/16	25
37623	1/2	33/64	45/64	1/32	25
37627	1/2	33/64	13/16	1/32	25
37629	1/2	17/32	13/16	1/16	25
37619	1/2	9/16	13/16	1/32	25
37616	9/16	39/64	13/16	1/32	25



OIL PLUG GASKET

PART No.	MATERIAL	I.D.	O.D.	THICKNESS	QTY.
38600	Copper	9/16	13/16	3/32	25
38601	Rubber	11mm	21mm		10
38602	Steel	12mm	24mm	1.8mm	5
38603	Aluminum	18mm	24mm	1.2mm	25
38604	Aluminum	1/2	7/8	1/16	25
38605	Aluminum	14mm	22mm	2mm	50



METRIC SEALING WASHERS

PART No.	QTY.	PART No.	QTY.	I.D.	O.D.	THICKNESS
Copper		Aluminum				
37608	25	—	—	6 mm	10 mm	1 mm
37730	25	—	—	6 mm	12 mm	1 mm
37609	25	38101	100	8 mm	12 mm	1 mm
37731	25	38105	100	10 mm	14 mm	1 mm
37610	25	—	—	10 mm	16 mm	1 mm
—	—	38102	100	12 mm	16mm	1 mm
37732	25	—	—	12 mm	16 mm	1.5 mm
—	—	38103	100	12 mm	18 mm	1 mm
37733	25	—	—	12 mm	18 mm	1.5 mm
—	—	38104	100	14mm	18 mm	1 mm
37734	25	38106	100	14 mm	20 mm	1.5 mm
37735	25	—	—	16 mm	20 mm	1.5 mm
37736	25	38107	100	16 mm	22 mm	1.5 mm
37737	25	—	—	18 mm	24 mm	1.5 mm
37740	25	38108	50	20 mm	26 mm	1.5 mm
—	—	38109	50	22 mm	27 mm	2 mm



FUEL ACCESSORIES

PLASTIC GAS CAP

- Fits Chevrolet, Dodge, Ford, etc.
- Equipped with a pressure relief valve and a vacuum relief valve.

PART No.	CROSS REF.	QTY.
5860	RG817	10



ALUMINUM LOCKING FUEL CAPS

- Gas cap, locking, vented, threaded.
- Across threads filler cap: 3-1/2"
- Across threads cap: 3-7/16"
- Threads per inch: 5-1/2
- Nominal size: 3"
- Keyed alike.

PART No.	QTY.
38015	10



BREATHER CAPS

- Breather caps act as ventilators to provide a free flow of clean, fresh air into hydraulic fluid, fuel, oil, chemical and coolant tanks, or reservoirs.
- Large oil resistant filter elements filter 40 microns (.0016").
- Cover removes for easy cleaning.

PART No.	SIZE	QTY.
97490	1/4 NPT	2
97491	3/8 NPT	2
97492	1/2 NPT	1
97493	3/4 NPT	1
97494	1" NPT	1



FUEL TANK ANTI-SIPHON

- Will not restrict flow with no splash-back.
- Installs in less than 10 seconds.



PART No.	FITS FILL NECK	SIZE	COMPATIBILITY	QTY.
38014	4"	9"	Pre-2000 International, Mack, Kenworth.	1
38016	3"	7"	Volvo, Mack, International	1
38017	2-1/2"	6-3/4"	Volvo, Mack, International	1
38018	2-1/2"	9-1/2"	Kenworth	1
38019	2-1/4"	9-1/2"	Freightliner	1
38020	1-7/8"	7-1/2"	Reefer and medium duty international	1




VEHICLE PARTS & ACCESSORIES

STUDS & STUD BOLTS

STUDS


- Produced from high tensile steel as specified by ASTM and SAE.
- Heat treated for maximum durability and strength, where inductility rather than wear resistance is important and accomplished.
- All studs are lightly oiled to resist rust and corrosion.
- A complete line of studs for all cars, tractors, trucks, trailers and buses.
- Grade 5 equivalent.



DIA. AND OVERALL LENGTH	PART No.	DESCRIPTION	A	B	QTY.
1/4 x 1"	72000	1/4 SAE x 1/4 USS	3/8	7/16	12
1/4 x 1-1/4	72001	1/4 SAE x 1/4 USS	1/2	1/2	12
5/16 x 1"	72002	5/16 SAE x 5/16 USS	1/2	3/8	12
5/16 x 1-1/4	72003	5/16 SAE x 5/16 USS	5/8	1/2	12
5/16 x 1-1/2	72004	5/16 SAE x 5/16 USS	5/8	3/4	12
5/16 x 1-3/4	72005	5/16 SAE x 5/16 USS	7/8	9/16	12
5/16 x 2"	72020	5/16 SAE x 5/16 USS	1"	9/16	10
5/16 x 3"	72006	5/16 SAE x 5/16 USS	1-9/16	5/8	12
3/8 x 1-1/2	72007	3/8 SAE x 3/8 USS	3/4	9/16	12
3/8 x 1-1/2	72008	3/8 USS x 3/8 USS	11/16	9/16	12
3/8 x 1-3/4	72009	3/8 SAE x 3/8 USS	15/16	1/2	12
3/8 x 2"	72010	3/8 SAE x 3/8 USS	1-1/16	11/16	12
3/8 x 2"	72011	3/8 USS x 3/8 USS	1-1/8	5/8	12
3/8 x 2-1/4	72011-1	3/8 SAE x 3/8 USS	1-1/4	5/8	10
3/8 x 2-1/2	72012	3/8 SAE x 3/8 USS	1-1/2	5/8	10
3/8 x 3"	72012-1	3/8 SAE x 3/8 USS	2"	5/8	10
3/8 x 3-1/2	72013-1	3/8 SAE x 3/8 USS	2"	1"	10

DIA. AND OVERALL LENGTH	PART No.	DESCRIPTION	A	B	QTY.
7/16 x 1-3/4	72013	7/16 SAE x 7/16 USS	3/4	3/4	12
7/16 x 1-3/4	72014	7/16 USS x 7/16 USS	13/16	3/4	12
7/16 x 2"	72015	7/16 SAE x 7/16 USS	7/8	13/16	12
7/16 x 2"	72016	7/16 USS x 7/16 USS	1-1/16	3/4	12
7/16 x 2-1/4	72029	7/16 SAE x 7/16 USS	3/4	3/4	12
7/16 x 2-1/4	72017	7/16 SAE x 7/16 USS	1-1/16	13/16	12
7/16 x 2-1/2	72018	7/16 SAE x 7/16 USS	1"	13/16	12
7/16 x 2-3/4	72018-1	7/16 SAE x 7/16 USS	1-11/16	3/4	10
7/16 x 3"	72019	7/16 SAE x 7/16 USS	1-13/16	13/16	12
7/16 x 3-1/4	72020-1	1/2 SAE x 1/2 USS	7/8	3/4	10
1/2 x 2"	72021	1/2 SAE x 1/2 USS	15/16	13/16	12
1/2 x 2-1/4	72022	1/2 SAE x 1/2 USS	1"	3/4	12
1/2 x 2-1/4	72022-1	1/2 SAE x 1/2 USS	1-1/4	1/2	10
1/2 x 2-1/2	72023	1/2 SAE x 1/2 USS	1-1/8	3/4	12
1/2 x 2-3/4	72024	1/2 USS x 1/2 SAE	1-11/16	11/16	12
1/2 x 3"	72024-1	1/2 SAE x 1/2 USS	2"	3/4	10
5/8 x 2-3/4	72025	5/8 USS x 5/8 USS	1-1/2	13/16	12
5/8 x 2-1/2	72026	5/8 SAE x 5/8 USS	1"	3/4	12
5/8 x 3-1/2	72027	5/8 SAE x 5/8 USS	1-1/2	1-1/4	12

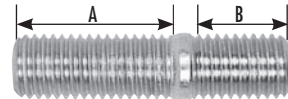
SERRATED STUD BOLTS



PART No.	THREAD SIZE	CROSS REF.	KNURL DIA.	LENGTH	SHOULDER	QTY.
72035	9/16-18	610-180	.625	2-1/8	29/32	10
72054	1/2-20	610-289	.583	1-29/64	5/8	10
72071	1/2-20	610-235	.620	1-3/4	11/32	10
72074	1/2-20	610-126	.625	1-1/2	3/8	10
72109	1/2-20	610-293	.558	1-9/16	5/16	10

TRUCK WHEEL STUDS


- Alloy
- Zinc plated.



DIA. AND OVERALL LENGTH	PART No.	DESCRIPTION	A	B	QTY.
5/8 x 2-3/4	72030	5/8 USS x 5/8 USS	1-5/8	1"	25
3/4 x 3"	72028	3/4 USS x 3/4 USS	1-3/16	1-1/16	25
3/4 x 3"	72034	3/4 USS x 3/4 USS	1-1/2	1"	25

METRIC CYLINDER AND MANIFOLD STUDS

- Class 8.8 equivalent.
- Unplated.



DIA. AND OVERALL LENGTH	PART No.	PITCH	A	B	QTY.
M6 x 27.5 mm	73653	M6-1.0	7.5 mm	14.5 mm	5
M6 x 32.5 mm	73654	M6-1.0	7.5 mm	18 mm	5
M6 x 37.5 mm	73655	M6-1.0	7.5 mm	18 mm	5
M8 x 38 mm	73657	M8-1.25	16 mm	16 mm	5
M8 x 40 mm	73658	M8-1.25	10 mm	22 mm	5
M8 x 40 mm	73659	M8-1.25	Fully Threaded		5
M8 x 46 mm	73660	M8-1.25	25 mm	16 mm	5
M8 x 50 mm	73661	M8-1.25	10 mm	22 mm	5
M10 x 37 mm	72494	M10-1.25	21 mm	13 mm	5
M10 x 40 mm	72495	M10-1.25	23 mm	13 mm	5
M10 x 37 mm	73662	M10-1.50	12 mm	19.7 mm	5
M10 x 42 mm	73663	M10-1.50	12 mm	20 mm	5
M10 x 42 mm	73664	M10-1.50	12 mm	24.7 mm	5
M10 x 42 mm	72496	M10-1.50	27 mm	12 mm	5
M10 x 57 mm	72497	M10-1.50	28 mm	12 mm	5
M10 x 62 mm	73665	M10-1.50	12 mm	26 mm	5
M10 x 65 mm	72498	M10-1.50	46 mm	13 mm	5
M10 x 77 mm	72499	M10-1.50	41 mm	12 mm	5

N28

Cut costs by reducing your vendors. Imperial's Specialty Programs can help.



CALL 1-800-558-2808 / FAX 1-800-553-8769 / WWW.IMPERIALSUPPLIES.COM

WHEEL END HARDWARE

NATIONAL® GOLD™ OIL BATH SEALS

- Only wheel seal designed to handle excessive wheel-end movement.
- Constructed out of a PTFE compound which endures extreme temperatures.
- Compatible with mineral or synthetic oils and greases.
- Has the lowest friction coefficient of any seal material available.
- A lower torque, cooler running, easier to install, longer-lasting seal.



PART No.	CROSS REF.	QTY.
73960	380025A	1
73961	380065A	1

NATIONAL® HUB CAP

- Slit-style vent plug dramatically reduces contamination associated with conventional pinhole designs.
- Comes with a Fel-Pro® gasket.



PART No.	DESCRIPTION	CROSS REF.	QTY.
73980	Hub Cap	349-009	1
73981	Hub Cap	343-350	1
73982	Hub Cap	343-352	1
73984	Replacement Gasket	GKT009	25
73983	Replacement Plug	B299	25

TEMPBOLT HEAT SENSOR

- Installs in seconds with simple hand tools.
- Provides a visual indicator that lets you know quickly if a hub has reached 250°.
- Can provide an early warning of bearing problems, preventing costly repairs, trailer downtime, even bearing failure.
- Torque to 12-14 lbs.



PART No.	DIMENSIONS	QTY.
72543	5/16-18 x 7/8	4

NATIONAL® OIL FILL HUB CAP PLUG

- Replacement plug for National® oil fill hub caps..

PART No.	DESCRIPTION	CROSS REF.	QTY.
73983	Cap Plug	B299	25



FEL-PRO® REPLACEMENT GASKET

- Replacement gasket for National® hub caps.
- Non-stick gasket ensures faster, easier gasket installation and eliminates the need to use RTV silicone.
- Highly resistant to compression set, ensuring superior sealing to the hub face and positive lube retention within the hub cavity.



PART No.	DESCRIPTION	CROSS REF.	QTY.
73984	Gasket	GKT009	1
73985	Gasket	GKT195	1

EVERLOK™/AXILOK® SPINDLE NUT

- Replaces conventional double nut, three piece systems.
- Minimizes wheel end maintenance.
- Enhanced design uses two locking clips to maintain joint security and ensure proper end-play.
- Fast, easy and repeatedly accurate adjustment end play within .002".
- Eliminates faulty ABS signals with controlled end play.



PART No.	CROSS REF.	SPINDLE SIZE	TPI	AXLE TYPE	APPLICATION	QTY.
73988	AX12-3480	3.480	12	Trailer	P Series	1
73989	AX-16-2625	2.625	16	Drive	N Series	1

BCA® BEARING SET

- Replace your cup and cone together for:
 - » Better performance
 - » Higher reliability
 - » Longer life
- Coverage for all popular heavy duty axles, don't see the bearing set you need? Call your service advisor.



PART No.	CROSS REF.	QTY.
73970	HD200	1
73971	HD201	1
73972	HD208	1

NATIONAL® REPLACEMENT WINDOW KIT

- Replacement window kit for National® hub caps.
- Windows are resistant to cracking, clouding and discoloration.
- Compatible with all lubricants.
- Use with Hub Caps Part No. 73981 and Part No. 73982



PART No.	CROSS REF.	QTY.
73986	WK6130	1



Dave
Project Manager

Experienced...

"My years of experience in the industry and product specific information are just one of the resources available for our customers."

N29



VEHICLE PARTS & ACCESSORIES

WHEEL FASTENERS

TRUCK WHEEL ALIGNMENT PIN SET

- Provides accurate centering of Uni-Mount (Hub Piloted) truck wheels.
- For 22.50"/24.50" steel and aluminum wheels.
- For 19.50" aluminum wheels only.
- Minimizes wheel vibration.
- Manufactured from mild steel, then heat treated.
- Set comes with three tools and storage case.



PART No.	FITS THREADS	QTY.
37745	22mm	1

BUDD WHEEL SOCKET

- Fits many common wheel nuts.
- Lifetime warranty.

PART No.	SIZE	DRIVE	QTY.
87066	3/4	1-1/2	1
87068	1"	1-1/2	1



TRUCK WHEEL NUTS

- Zinc plated.

STYLE	PART No.	DESCRIPTION	CROSS REF.	SIZE	QTY.
	72042	Inner Cap Nut Right Grade 8	Budd #10708	3/4-161-1/8-16	25
	72043	Inner Cap Nut Left Grade 8	Budd #10709	3/4-161-1/8-16	25
	72044 ★	Inner Cap Nut Right Grade 8	Euclid #5988-R/L	3/4-161-1/8-16	25
	72045 ★	Inner Cap Nut Left Grade 8	Euclid #5988-R/L	3/4-161-1/8-16	25
	72046	Outer Cap Nut Left	Budd No. 37892	1-1/8-161-1/2 Hex	25
	72047	Outer Cap Nut Right	Budd No. 37891	1-1/8-161-1/2 Hex	25
	72040	Flanged Free Spinning Unplated	M33 Socket For 10 Hole Uni-mount System	M22 x 1.5 Pitch	25
	72098	Flanged Free Spinning Unplated	M33 Socket For 10 Hole Uni-mount System	M22 x 1.5 Pitch	25

★ Aluminum wheel only

STUD NUTS

- Zinc plated.

PART No.	SIZE	GRADE	TREATED	QTY.
72031	5/8 USS	Gr. 5	Alloy	50
72032	3/4 USS	Gr. 2	—	50
72033	3/4 USS	Gr. 5	Alloy	25
72081	3/4 USS	Gr. 8	Alloy	25



LIGHT DUTY WHEEL NUTS

- Zinc plated.

PART No.	THREAD	HEX	HEIGHT	QTY.
70530	7/16-20 R.H.	3/4	9/16	20
72082	1/2-20 R.H.	13/16	5/8	25
72083	1/2-20 R.H.	3/4	9/16	25
70531	9/16-18 R.H.	7/8	3/4	20
72902	9/16-18 R.H.	7/8		10
70548	M12 - 1.25mm	21 mm	16 mm	20
70550	M12 - 1.50mm	19 mm	14 mm	20
70551	M12 - 1.50mm	21 mm	16 mm	20



DRIVE FLANGE WEDGES

- Zinc plated.


PART No.	I.D.	O.D.	LENGTH	QTY.
72039	1/2	13/16	3/8	25
72041	5/8	1"	7/16	25



WHEEL-CHECK® LOOSE WHEEL NUT INDICATOR

- Provides a simple, visual means of confirming proper wheel torque in seconds.
- Temperature-sensitive polymer detects bearing or brake overheating problems by deforming at listed temperatures.

PART No.	SIZE	SIZE CODE	COLOR	DETECTS TEMP.	QTY.
73710	22mm	C	Red	< 250° F	10
73709	22mm	C	Yellow	< 250° F	10
73702	27mm	D	Red	< 250° F	10
73701	27mm	D	Yellow	< 250° F	10
73704	28mm	N	Red	< 250° F	10
73703	28mm	N	Yellow	< 250° F	10
73033	30mm	K	Yellow	< 250° F	10
73034	31mm	F	Yellow	< 250° F	10
73706	33mm	B	Red	< 250° F	10
PART No.	SIZE	SIZE CODE	COLOR	DETECTS TEMP.	QTY.
73705	33mm	B	Yellow	< 250° F	10
73705-4	33mm	B	Yellow	< 250° F	100
73717	33mm	B	Orange	< 450° F	10
73717-4	33mm	B	Orange	< 450° F	100
73008	37.5mm	A	Yellow	< 250° F	10
73035	38.1mm	AA	Yellow	< 250° F	10
73009	38.1mm	AA	Orange	< 450° F	10
73708	40.5mm	H	Red	< 250° F	10
73707	40.5mm	H	Yellow	< 250° F	10



N30



CALL 1-800-558-2808 / FAX 1-800-553-8769 / WWW.IMPERIALSUPPLIES.COM

TIRE VALVES

IMPERIAL® AIR FLOW CAP

- Allows for inflating, deflating or gauging directly through the valve, saving time.
- Use in place of a standard valve cap.
- Does not require an additional cap.
- Meets all requirements for valve caps.

PART No.	LENGTH	QTY.
73675	.922"	25
73675-4	.922"	500



V2B INFLATE THRU VALVE CAP NITROGEN WITH GREEN RING

- Same as the original alligator valve with a green ring to identify tires filled with Nitrogen.
- Used in place of a standard valve cap.
- Allows for inflating, deflating or gauging directly thru the valve, saving time.
- Grooved at the top to accommodate various lock-on chucks.
- Does not require an additional cap.
- Nickel plated brass.

PART No.	LENGTH	QTY.
73949	.880	50



V2B INFLATE THRU VALVE CAP

- The original alligator valve.
- Used in place of a standard valve cap.
- Allows for inflating, deflating or gauging directly thru the valve, saving time.
- Grooved at the top to accommodate various lock-on chucks.
- Does not require an additional cap.
- Nickel plated brass.

PART No.	LENGTH	QTY.
73604	.880	50



PLASTIC VALVE CAPS

PART No.	COLOR	QTY.
71717	Black	100
71735	Gray for TPMS	100
79912	Green for Nitrogen	100



VALVE CAPS AND CORES



PART No.	DESCRIPTION	QTY.
71715	Metal slotted valve cap	100
71716	Metal domed valve cap	100
79911	Metal skirted dome. Heat resistant cap with red seal.	100
71719	Long core	100
71738	High temperature short core with red collar	100

TUBELESS TRUCK VALVES

- Straight clamp-in type for .625" side hold mountings.
- No special tools required.
- Base: 3/4" diameter

PART No.	LENGTH	TRADE No.	QTY.
72058	1-21/32	501	10
72059	2-5/32	500	10
72060	3-9/32	570	10
72060-1	3-17/32	571	10
72061	3-29/32	572	10
72062	4-17/32	573	10



VALVE STEM ADAPTER 572 AS100

- A solid #360 brass that does not collapse.
- Utilizes 400°F, O-ring seals.
- Reusable valve stem adapter.
- Eliminates the labor of removing wheels in order to re-tighten a valve stem nut.
- Eliminates flat repair charges due to leaking valve stem grommets.
- Less time spent maintaining air pressure.
- Fits all types of brass valve stems.

PART No.	DESCRIPTION	QTY.
73631	3-29/32 valve length	10
73632	4-17/32 valve length	10
73635	Valve stem adapter	10



#73635 #73631 & #73632

TUBELESS TIRE VALVES

- Designed specifically for tubeless truck and bus tires mounted on aluminum wheels.
- Metric clamp in valve with 60° bend.
- Rubber O-ring forms a seal when valve is clamped to rim by tightening hex nut.



PART No.	CROSS REF.	BEND	RIM HOLE DIA.	LENGTH AFTER BEND	QTY.
73700	TR544D	60°	.389"/9.7mm	1.94"	10
37301	TR545D	60°	.389"/9.7mm	2.6"	10
37302	TR543D	60°	.389"/9.7mm	1.38"	10

TUBELESS TIRE VALVES

- Rubber snap-in style comes complete with cap and core.
- Do not use snap in valves on tires that exceed a cold inflation pressure of 60 psi.
- Do not use on rims that exceed .156" thickness.
- These tire valves conform to the Tire and Rim Association and OEM specifications.

PART No.	EFFECTIVE LENGTH	RIM HOLE DIA.	TRADE No.	QTY.
72075	1-1/4	.453	413	10
72076	1-1/2	.453	414	10
72078	2"	.453	418	10
72079	2-1/2	.453	423	10
72076-1	1-1/4	.625	415	10
72080	2"	.625	425	10



HIGH PRESSURE SNAP-IN VALVE

- For tubeless passenger and light truck tires.
- Maximum Pressure: 100 psi

PART No.	RIM HOLE DIA.	LENGTH	TRADE No.	QTY.
73650	0.453	1-3/4	TR-600HP	10
79914	0.453	2"	TR-602HP	10



N31



VEHICLE PARTS & ACCESSORIES

TIRE VALVES

CLAMP-IN TUBELESS VALVES

- Contains rubber washers for a .453" or a .625" diameter hole.

PART NO.	RIM HOLE DIA.	TRADE NO.	QTY.
72056	.453 & .625	416	10



TUBELESS TIRE VALVE

- Metric clamp in valve.
- Compatible with aluminum wheel designs with .389 valve hole.
- Silicone grommets.
- High temperature valve cores.
- Bend Angle: 75°

PART NO.	RIM HOLE DIA.	TRADE NO.	QTY.
37303	.389	TR543E	10



ACCURIDE VALVE

- 23° angled bent valve.
- Bolts from the bottom.

PART NO.	EFFECTIVE LENGTH	RIM HOLE DIA.	QTY.
73630	1"	.625	1



TUBELESS IMPORT TRUCK VALVE

- For 15° disc wheels.
- Clamp in type valve.
- 23° angle bend provides adequate brake drum clearance.

PART NO.	EFFECTIVE LENGTH	RIM HOLE DIA.	QTY.
73680	1-1/16	.625	1



TUBELESS SINGLE BEND CLAMP IN VALVE

- For one piece drop center aluminum disc wheels.
- 90° bend.

PART NO.	EFFECTIVE LENGTH	RIM HOLE DIA.	TRADE NO.	QTY.
73699	4-1/4	.625	511	10



AIR TANK VALVES

- Use with compressed air tank for rapid filling or deflating of air tanks and air lines.
- Maximum pressure: 200 psi
- Valve includes: cap and core

PART NO.	THREAD SIZE	LENGTH	QTY.
71720	1/8 NPT	3/4	10
71714	1/4 NPT	3/4	5



#71720



#71714

VALVE EXTENSIONS

- Long lasting chrome finish.

PART NO.	LENGTH	QTY.
71710	3/4	25
71711	1-1/4	25



#71710



#71711

STRAIGHT METAL VALVE EXTENSION

- Screws onto standard .035 - 32 valve cap threads to make valve mouth more accessible for air service.

PART NO.	LENGTH	QTY.
72548	3-1/8	10
79913	6-1/16	10



TIRE TOOLS

4-WAY VALVE REPAIR TOOL

- Repairs and reconditions inside and outside valve threads; inserts and removes cores.
- Electroplated, rust-resistant.

PART NO.	QTY.
72066	2



TUBELESS VALVE TOOL

- Mounting tool for tubeless tire valves.
- Quickly and easily removes and installs any size snap-in valve on any size rim.
- Notched handle assures proper alignment and prevents slipping.


PART NO.	QTY.
72057	1



VALVE FISHING TOOL

- Combines valve core driver and deflating pin with full length cable to facilitate working valve through rim hole.
- Electroplated, rust-resistant.

PART NO.	QTY.
72065	1



TIRE TREAD DEPTH GAUGE

- A handy tool that quickly and accurately tells how much tread is left on the tire.
- Simplifies computing proper tire trade-in allowances.
- Calibrated from 0" to 1" in 1/32" units.
- Large tread platform with round probing pin.
- All brass construction with plastic measurement bar.
- Attractively electroplated. • Pocket clip.

PART NO.	QTY.
72064	1



TIRE TREAD DEPTH

- A handy tool that quickly and accurately tells how much tread is left on the tire.
- Simplifies computing proper tire trade-in allowances.
- Metal body with round aluminum indicator bar.
- Calibrated from 0" to 1" in 1/32" units. • Pocket clip.

PART NO.	QTY.
72099	1



VALVE CORE SCREW DRIVER TOOL

- Easy-to-use tool for extracting and inserting tire valve cores.
- Sure-grip large handle.
- Narrow core driver is case hardened and plated.

PART NO.	QTY.
72067	1

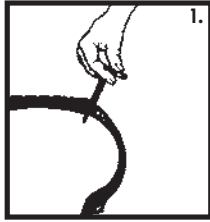


N32

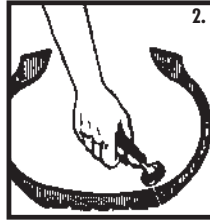


TIRE PATCHING

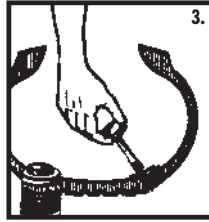
HOW TO USE THE PLUG-N-PATCH



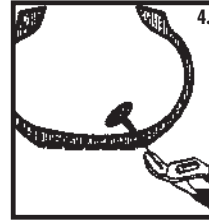
INSPECTION
Inflate tire to 20 pounds, locate puncture and remove puncturing object (if still in tire). Probe damaged area using Camel Super Grip Probe No. 15-225 or Probe No. 15-212. Dismount tire and inspect for damage inside. **DO NOT REPAIR CUTS LONGER THAN 7/16"**.



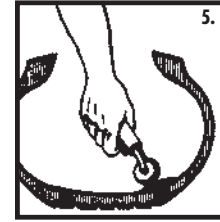
CLEANING AND BUFFING
Clean damaged area thoroughly with Camel Liquid Buffer No. 12-092, covering an area 1/4" larger than the plug head. Buff cleaned area thoroughly. Do not gouge the liner of the tire. Remove all buffing dust from the damaged area.



CEMENTING
Apply a thin coat of Universal Cement to the buffed area. Allow cement to dry thoroughly.



PLUG-N-PATCH PREPARATION
Remove backing from gummed surface of PLUG-N-PATCH repair and insert stem of unit into the puncture. Pull the PLUG-N-PATCH through the tire with an even pull until the base of the patch is seated to the inner liner. Beads must be relaxed.




STITCHING
Complete repair by thoroughly stitching patch head to the casing from center to outer edges. Allow the repair to setup a few minutes before cutting off excess. Mount tire on rim. Tire is now ready to use.

TIRE REPAIR TOOLS WITH "T" GRIP

- Spiral needle is used to apply cement on and through the puncture hole of a tire.
- Split eye needle is used to pull plug inserts through tire when patching a puncture.
- Professional quality tools.


PART NO.	DESCRIPTION	QTY.
73730	Spiral Needle	1
73731	Split Eye Needle	1



STRING TIRE REPAIR PLUGS

- Use to repair puncture wounds in tires.
- Use 4" (Part No. 73579) steel belted string repair inserts for most auto and light truck radial tire repairs.
- Use 7" (Part No. 73580) steel belted string repair inserts for heavy-duty inserts for repairing nail holes in truck tires.

PART NO.	DESCRIPTION	QTY.
73579	4" steel belted insert	60
73580	7" steel belted insert	30



Note: Shown with Split-Eye Needle, Part No. 73731 (not included).

HEAVY DUTY TRUCK EMERGENCY TIRE INFLATOR KIT

- No need to be at an air pump to check and inflate tires.
- Use anywhere, anytime.
- Hose kit connects to on-board air brake system with universal glad hand included.
- Fifty foot reach, 3/8" PVC, 300 psi air hose reaches all tires.
- Straight-on dual foot chuck included to inflate tires.

PART NO.	QTY.
72037	1



RADIAL REMA STEM INSERTS

- Rema stems are perfect for two-piece nail hole repair of radial passenger, light truck, truck, agricultural and off-the-road tires.


PART NO.	STEM	QTY.
73581	5/16	10
73581-4	5/16	60



TIRE BUFFING ABRASIVES

- Use to roughen the rubber around an area to be patched.
- Diameter: 2-1/2"

PART NO.	DESCRIPTION	GRIT	QTY.
73736	Tire Buffing Wheel	Fine	1
73737	Tire Buffing Cup	80	1
73735	1/4" arbor for wheel	—	1



STITCHER, TIRE PATCH

- Comfortable wood handle.
- Ball bearing roller.
- Solid stitching is a must for a complete, reliable repair.

PART NO.	WHEEL WIDTH	WHEEL DIA.	QTY.
73733	1/8	1-1/4	1
73734	1/4	2"	1



AIR-WATER ADAPTER

- Fast-flow water adapter connects garden hose to tire valves for filling tires with liquid.
- Push-button bleeder valve releases trapped air to assure desired level of liquid in tires.
- Includes two extra bushings to fit standard tire valves and other tractor air/liquid valves.

PART NO.	QTY.
72055	1




VEHICLE PARTS & ACCESSORIES

TIRE PATCHING AND MOUNTING SUPPLIES

TIRE TUBE PATCHES

- Self-vulcanizing, feather-edged patches for use on tubes or tubeless tires.
- Available in round and oval shapes.
- For bias tires.

PART No.	SHAPE	SIZES	QTY.
71742	Round	1-1/4	25
71743	Round	1-13/16	30
71744	Round	2-1/8	30
71745	Round	3"	30
71746	Oval	3" x 1-1/2	30
71747	Oval	4-1/16 x 1-3/4	30



UNIVERSAL TIRE PATCHES

- Non-directional, center over injury patch.
- For most nail hole repairs on bias or radial tires.
- Reinforced for outstanding durability and reliability.
- Use with Radial Patch Cement, Part No. 71736.

PART No.	SIZE	QTY.
71748	2-1/4 x 2-1/4	50
73648	2-3/4 x 2-3/4	50



RADIAL TIRE PATCHES

- Superior adhesion power.
- Cold or hot vulcanized.
- Absorbs and dispenses high flex forces.
- Becomes a dynamic part of any radial tire.
- Use with Radial Patch Cement, Part No. 71736.

PART No.	SIZE	QTY.
72048	2" x 2-3/4	20
72112	2-3/8 x 4-1/8	10
72049	4-7/8 x 3"	10
72050	7-7/8 x 4"	10
72051	10-1/4 x 5"	10



PLUG-N-PATCH

- For radial and bias ply tires.
- Round molded rubber plug and patch.
- For truck and auto nail hole injuries.
- Designed with molded-in straight pin.

PART No.	STEM DIA.	QTY.
73582	1/8	48
73583	1/4	20



RADIAL PATCH CEMENT

- Special cement for all types of repair.
- For hot and cold vulcanizing.
- Creates a nearly indestructible bond.
- Use with Radial Tire Patches and Universal Tire Patches.

PART No.	SIZE	QTY.
71736	8 oz. brush top can	1
71736-9	8 oz. brush top can	2



PRE-BUFF CLEANER

- For cleaning inner liner of tire around injury.
- Dissolves mold-release lubricants.
- Creates a clean surface for tire repair.
- Also great for crayon marks and grease or oil smears.

PART No.	SIZE	QTY.
71737	16 oz. aerosol	12
71737-1	16 oz. aerosol	6



VULCANIZING FLUID

- To guarantee 100% vulcanization, use non-flammable cold vulcanizing fluid.

PART No.	SIZE	QTY.
71741	8 oz brush top can	1
71741-9	8 oz brush top can	2



TIRE BEAD SEALER

- Creates thin rubber base between tire and wheel rim to stop minor leaks.
- Non-flammable.

PART No.	SIZE	QTY.
71785	32 oz brush top can	1



REPAIR SEALANT

- Creates an airtight seal around a finished repair, over buffed areas or porous inner liners.

PART No.	SIZE	QTY.
73942	16 oz brush top can	1



TIRE MOUNTING LIQUID LUBRICANT

- Liquid Lube Blue, concentrate.
- Compatible with "Equal" wheel balancing product.
- Acrylic lubricant for mounting and demounting tires.
- Non-toxic and contains petroleum products.

PART No.	SIZE	QTY.
5587	1 gallon	4



REMA TIP TOP® TIRE MOUNTING LIQUID LUBRICANT

- Bead Butter Blue, concentrate.
- For mounting tubeless tires or natural and synthetic tubes.
- Rust inhibitor added for rim protection.
- Makes tire mounting/demounting faster and easier.
- Lubricates all rubber parts, stops rubber squeaks.
- Will not affect aluminium, brass, magnesium or alloy rims.
- Ideal for lubricating bead seaters.

PART No.	SIZE	QTY.
5599	1 gallon	4



FREYLUBE® NO RIM RUST® PREMA TIRE LUBRICANT & RUST RETARDANT

- Single, ready-to-use, multi-purpose product for tire mounting, dismounting and protection of the rim or wheel against rust.
- Recommended by fleet owners and major tire and wheel manufacturers for use on steel and aluminum wheels.
- Designed for a wide temperature range (-40°F to 275°F) helping to prevent tires from fusing to rim.

PART No.	SIZE	QTY.
5596	25 lb	4



RU-GLYDE® TIRE MOUNTING & RUBBER LUBRICANT

- Lubricates tires for mounting and demounting.
- Protects beads against scuffing during mounting.
- Assures proper bead seating on rim.
- Protects against tire slippage after mounting.
- Removes rubber squeaks in bushings and grommets.

PART No.	NET WEIGHT	QTY.
5584	1 gallon	4



N34



CALL 1-800-558-2808 / FAX 1-800-553-8769 / WWW.IMPERIALSUPPLIES.COM

VEHICLE PARTS & ACCESSORIES

TIRE MOUNTING

SOLID PAINT TIRE MARKERS

- Marks on metal, wood, plastic, glass, cardboard and textiles.
- Writes on any surface rough, smooth, wet, dry, or oily.
- Marks withstand heat weathering under adverse conditions.
- Can be removed with standard industrial solvents.
- Fast drying and lead free colors.

PART No.	COLOR	QTY.
72088	Yellow	2
72089	White	2



WAX TIRE MARKERS

- Ideal for temporary marking of tires.
- Lead-free and zinc-free.
- Marks easily on wet or cold surfaces.
- Brighter, smear resistant color.

PART No.	COLOR	QTY.
72569	Yellow	12
72570	White	12



LEAD WHEEL WEIGHTS

LEAD WEIGHTS FOR MEDIUM AND HEAVY DUTY TRUCKS FOR STEEL WHEELS

LT1 SERIES WHEEL WEIGHTS

- Use on light-duty trucks, three fourth and one ton vehicles with either tube or tubeless rims where such rims are too thick for passenger car weights.
- Also for use on heavier trucks with thin rim flanges.

PART No.	WEIGHT Oz.	CROSS REF.	QTY.
79883	1/2	LT1005	25
79884	1	LT1010	25
79885	1-1/2	LT1015	25
79886	2	LT1020	25
79887	2-1/2	LT1025	25
79888	3	LT1030	25
79889	3-1/2	LT1035	25
79890	4	LT1040	25
79891	4-1/2	LT1045	25
79892	5	LT1050	25
79893	6	LT1060	25



I7 SERIES WHEEL WEIGHT

- Most popular weight for medium-duty trucks.
- Use on the majority of trucks with tube-type tires.

PART No.	WEIGHT Oz.	CROSS REF.	QTY.
79871	1	I7010	25



LEAD WEIGHTS FOR MEDIUM AND HEAVY DUTY TRUCKS FOR ALLOY WHEELS

RC SERIES WHEEL WEIGHT

- Use on heavy-duty trucks with Firestone, Accuride, or Radial Commander rims.
- Use with new strip steel rims with curved edges such as Budd, Firestone, Goodyear and Redco.

PART No.	WEIGHT Oz.	CROSS REF.	QTY.
79833	2	RC020	25
79834	3	RC030	25
79835	4	RC040	25
79836	6	RC060	25
79837	8	RC080	25
79838	10	RC100	20
79839	12	RC120	20



CT SERIES WHEEL WEIGHT

- Use for heavy-duty trucks with Firestone, Accuride, Budd, or Goodyear tubeless rims with straight flanges.
- Use on rim widths of 6.75", 7.50" and 8.25".

PART No.	WEIGHT Oz.	CROSS REF.	QTY.
79861	2	CT020	25
79862	3	CT030	25
79863	4	CT040	25
79864	6	CT060	25
79865	8	CT080	25
79866	10	CT100	20
79867	12	CT120	20
79868	14	CT140	10



TAL SERIES WHEEL WEIGHTS - COATED

- Weight for all Alcoa and Accuride (from 1983) aluminum tubeless heavy wheels.
- Will fit both sides of the wheels.
- Replace both "OS-TAL" and "DS-TAL" series.

PART No.	WEIGHT Oz.	CROSS REF.	QTY.
79894	2	TAL020	25
79895	3	TAL030	25
79896	4	TAL040	25
79897	6	TAL060	25
79898	8	TAL080	25



If you can't find the products you are looking for, call us, and we will find it for you.

N35



VEHICLE PARTS & ACCESSORIES


LEAD WHEEL WEIGHTS

LEAD WEIGHTS FOR PASSENGER CARS AND LIGHT TRUCKS

IAW SERIES WHEEL WEIGHTS – COATED

- Replaces most two-piece alloy wheel weight designs commonly found on vehicles manufactured in Europe.

PART No.	WEIGHT GRAMS	CROSS REF.	QTY.
79790	10 gm	IAW010	25
79791	15 gm	IAW015	25
79792	20 gm	IAW020	25
79793	25 gm	IAW025	25
79794	30 gm	IAW030	25
79795	35 gm	IAW035	25
79796	40 gm	IAW040	25
79797	45 gm	IAW045	25
79798	50 gm	IAW050	25
79799	55 gm	IAW055	25
79789	60 gm	IAW060	25



FN SERIES WHEEL WEIGHTS – COATED

- Designed for thicker flange alloy wheels used on many Japanese vehicles.

PART No.	WEIGHT GRAMS	CROSS REF.	QTY.
79775	5 gm	FN005	25
79776	10 gm	FN010	25
79777	15 gm	FN015	25
79778	20 gm	FN020	25
79779	25 gm	FN025	25
79780	30 gm	FN030	25
79781	35 gm	FN035	25
79782	40 gm	FN040	25
79783	45 gm	FN045	25
79784	50 gm	FN050	25
79785	55 gm	FN055	25
79786	60 gm	FN060	25
79812	65 gm	FN065	25
79813	70 gm	FN070	25
79788	75 gm	FN075	25
79787	80 gm	FN0880	25



EN SERIES WHEEL WEIGHTS – COATED

- Designed for Acura, Audi, Honda, Mercedes Benz and Volkswagen alloy wheels.

PART No.	WEIGHT	CROSS REF.	QTY.
79760	10 gm	EN010	25
79761	15 gm	EN015	25
79762	20 gm	EN020	25
79763	25 gm	EN025	25
79764	30 gm	EN030	25
79765	35 gm	EN035	25
79766	40 gm	EN040	25
79767	45 gm	EN045	25
79768	50 gm	EN050	25
79769	55 gm	EN055	25
79770	60 gm	EN060	25



TN SERIES WHEEL WEIGHTS – COATED

- Use on 1988 and newer domestic light trucks with decorative steel wheels.

PART No.	WEIGHT	CROSS REF.	QTY.
79840	1/4 oz.	T025N	25
79841	1/2 oz.	T050N	25
79842	3/4 oz.	T075N	25
79843	1 oz.	T100N	25
79830	1-1/4 oz.	T125N	25
79845	1-1/2 oz.	T150N	25
79846	1-3/4 oz.	T175N	25
79847	2 oz.	T200N	25
79831	2-1/4 oz.	T225N	25
79832	2-1/2 oz.	T250N	25
79850	2-3/4 oz.	T275N	25
79851	3 oz.	T300N	25
79852	3-1/4 oz.	T325N	25
79854	3-3/4 oz.	T375N	25



N36



*Alyce
Dedicated Service Advisor*

Decisive...

"It's my job to do the work and make recommendations. My customers appreciate that."

**Experience
our dedicated
customer
service.**



CALL 1-800-558-2808 / FAX 1-800-553-8769 / WWW.IMPERIALSUPPLIES.COM

VEHICLE PARTS & ACCESSORIES

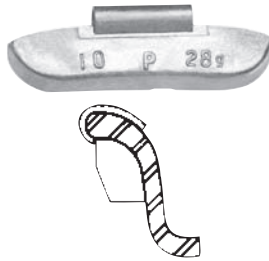
LEAD WHEEL WEIGHTS

LEAD WEIGHTS FOR PASSENGER CARS

P SERIES WHEEL WEIGHTS - UNCOATED

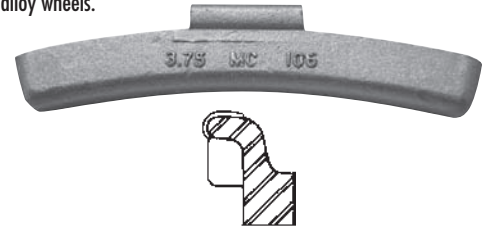
- Use on all standard passenger car 13"-15" steel wheels.

PART No.	WEIGHT Oz.	CROSS REF.	QTY.
70950	1/4 oz.	P025	50
70951	1/2 oz.	P050	50
70952	3/4 oz.	P075	50
70953	1 oz.	P100	50
70954	1-1/4 oz.	P125	50
70955	1-1/2 oz.	P150	50
70956	1-3/4 oz.	P175	50
70957	2 oz.	P200	50
70958	2-1/4 oz.	P225	50
70959	2-1/2 oz.	P250	50
70960	2-3/4 oz.	P275	50
70961	3 oz.	P300	50
70962	3-1/4 oz.	P325	25
70963	3-1/2 oz.	P350	25
70966	3-3/4 oz.	P375	25
70965	4 oz.	P400	25



MCN AND MC SERIES WHEEL WEIGHTS

- Recommended for alloy wheels.

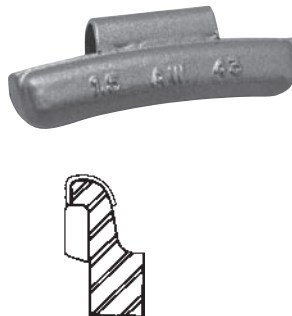


COATED PART No.	CROSS REF.	QTY.	WEIGHT Oz.	UNCOATED PART No.	CROSS REF.	QTY.
70920	MC025N	25	1/4 oz.	70969	MC025	50
70921	MC050N	25	1/2 oz.	70970	MC050	50
70922	MC075N	25	3/4 oz.	70971	MC075	50
70923	MC100N	25	1" oz.	70972	MC100	50
70924	MC125N	25	1-1/4 oz.	70973	MC125	50
70925	MC150N	25	1-1/2 oz.	70974	MC150	50
70926	MC175N	25	1-3/4 oz.	70975	MC175	50
70927	MC200N	25	2 oz.	70976	MC200	50
70968	MC225N	25	2-1/4 oz.	70977	MC225	50
70934	MC250N	25	2-1/2 oz.	70978	MC250	50
70928	MC275N	25	2-3/4 oz.	—	—	—
70929	MC300N	25	3 oz.	—	—	—
70930	MC325N	25	3-1/4 oz.	—	—	—
70931	MC350N	25	3-1/2 oz.	—	—	—
70932	MC375N	25	3-3/4 oz.	—	—	—
70933	MC400N	25	4 oz.	—	—	—

AWN SERIES WHEEL WEIGHTS - COATED

- Recommended for alloy wheels.

PART No.	WEIGHT Oz.	CROSS REF.	QTY.
70935	1/4 oz.	AW025N	25
70936	1/2 oz.	AW050N	25
70937	3/4 oz.	AW075N	25
70938	1 oz.	AW100N	25
70939	1-1/4 oz.	AW125N	25
70940	1-1/2 oz.	AW150N	25
70941	1-3/4 oz.	AW175N	25
70943	2-1/4 oz.	AW225N	25
70944	2-1/2 oz.	AW250N	25
70945	2-3/4 oz.	AW275N	25
70946	3 oz.	AW300N	25



XT SERIES WHEEL WEIGHTS - COATED

- For thin, high-strength steel wheels on small cars, both import and domestic.


PART No.	WEIGHT Oz.	CROSS REF.	QTY.
79814	1/2 oz.	XT050-UB	50
79815	3/4 oz.	XT075-UB	50
79816	1 oz.	XT100-UB	50
79817	1-1/4 oz.	XT125-UB	50
79818	1-1/2 oz.	XT150-UB	50
79819	1-3/4 oz.	XT175-UB	50
79820	2 oz.	XT200-UB	50
79821	2-1/4 oz.	XT225-UB	50
79822	2-1/2 oz.	XT250-UB	50



LH SERIES WHEEL WEIGHTS

- Use on late model Chrysler cars. Designed to fit unique wheel flange profile.

PART No.	WEIGHT Oz.	CROSS REF.	QTY.
79800	1/4 oz.	LH025	25
79801	1/2 oz.	LH050	25
79802	3/4 oz.	LH075	25
79803	1 oz.	LH100	25
79804	1-1/4 oz.	LH125	25
79805	1-1/2 oz.	LH150	25
79806	1-3/4 oz.	LH175	25
79807	2" oz.	LH200	25
79808	2-1/4 oz.	LH225	25
79809	2-1/2 oz.	LH250	25
79810	2-3/4 oz.	LH275	25
79811	3 oz.	LH300	25



Cut costs by reducing your vendors. Imperial's Specialty Programs can help.

N37



VEHICLE PARTS & ACCESSORIES

STEEL WHEEL WEIGHTS

STEEL WEIGHTS FOR PASSENGER CARS AND LIGHT TRUCKS

PST SERIES WHEEL WEIGHTS – COATED

- For alloy wheels.


PART No.	WEIGHT Oz.	CROSS REF.	QTY.
270950	1/4 oz.	P025ST	25
270951	1/2 oz.	P050ST	25
270952	3/4 oz.	P075ST	25
270953	1 oz.	P100ST	25
270954	1-1/4 oz.	P125ST	25
270955	1-1/2 oz.	P150ST	25
270956	1-3/4 oz.	P175ST	25
270957	2 oz.	P200ST	25
270958	2-1/4 oz.	P225ST	25
270959	2-1/2 oz.	P250ST	25
270960	2-3/4 oz.	P275ST	25
270961	3 oz.	P300ST	25



FNST SERIES WHEEL WEIGHTS – COATED

- For alloy wheels.

PART No.	WEIGHT GRAMS	CROSS REF.	QTY.
279775	5 gm.	FN005ST	25
279776	10 gm.	FN010ST	25
279777	15 gm.	FN015ST	25
279778	20 gm.	FN020ST	25
279779	25 gm.	FN025ST	25
279780	30 gm.	FN030ST	25
279781	35 gm.	FN035ST	25
279782	40 gm.	FN040ST	25
279783	45 gm.	FN045ST	25
279784	50 gm.	FN050ST	25
279785	55 gm.	FN055ST	25
279786	60 gm.	FN060ST	25



MCST SERIES WHEEL WEIGHTS – COATED

- For alloy wheels.


PART No.	WEIGHT Oz.	CROSS REF.	QTY.
270969	1/4 oz.	MC025ST	25
270970	1/2 oz.	MC050ST	25
270971	3/4 oz.	MC075ST	25
270972	1 oz.	MC100ST	25
270973	1-1/4 oz.	MC125ST	25
270974	1-1/2 oz.	MC150ST	25
270975	1-3/4 oz.	MC175ST	25
270976	2 oz.	MC200ST	25
270977	2-1/4 oz.	MC225ST	25
270978	2-1/2 oz.	MC250ST	25
270979	2-3/4 oz.	MC275ST	25
270980	3 oz.	MC300ST	25



TST SERIES WHEEL WEIGHTS – COATED

- For alloy wheels.

PART No.	WEIGHT Oz.	CROSS REF.	QTY.
279840	1/4 oz.	T025ST	25
279841	1/2 oz.	T050ST	25
279842	3/4 oz.	T075ST	25
279843	1 oz.	T100ST	25
279830	1-1/4 oz.	T125ST	25
279845	1-1/2 oz.	T150ST	25
279846	1-3/4 oz.	T175ST	25
279847	2 oz.	T200ST	25
279831	2-1/4 oz.	T225ST	25
279832	2-1/2 oz.	T250ST	25
279850	2-3/4 oz.	T275ST	25
279851	3 oz.	T300ST	25



ZINC WHEEL WEIGHTS

ZINC WEIGHTS FOR MEDIUM AND HEAVY DUTY TRUCKS

I7Z SERIES WHEEL WEIGHTS

- For steel wheels.

PART No.	WEIGHT GRAMS	CROSS REF.	QTY.
379871	1 gm.	I7Z010	25
379872	1.5 gm.	I7Z015	25
379873	2 gm.	I7Z020	25
379874	2.5 gm.	I7Z025	25
379875	3 gm.	I7Z030	25
379876	3.5 gm.	I7Z035	25
379877	4 gm.	I7Z040	25
379878	5 gm.	I7Z050	25



LT1Z WHEEL WEIGHTS

- For steel wheels.
- Use on light-duty trucks, 3/4 and 1-ton vehicles with either tube or tubeless rims.

PART No.	WEIGHT GRAMS	CROSS REF.	QTY.
379883	5 gm.	LT1Z005	25
379884	10 gm.	LT1Z010	25
379885	15 gm.	LT1Z015	25
379886	20 gm.	LT1Z020	25
379887	25 gm.	LT1Z025	25
379888	30 gm.	LT1Z030	25
379889	35 gm.	LT1Z035	25
379890	40 gm.	LT1Z040	25
379891	45 gm.	LT1Z045	25
379892	50 gm.	LT1Z050	25



N38



CALL 1-800-558-2808 / FAX 1-800-553-8769 / WWW.IMPERIALSUPPLIES.COM

VEHICLE PARTS & ACCESSORIES

ZINC WHEEL WEIGHTS

ZINC WEIGHTS FOR PASSENGER CARS AND LIGHT TRUCKS

AWZ SERIES WHEEL WEIGHTS – COATED

- For alloy wheels.

PART No.	WEIGHT Oz.	CROSS REF.	QTY.
370935	1/4 oz.	AW025Z	25
370936	1/2 oz.	AW050Z	25
370937	3/4 oz.	AW075Z	25
370938	1 oz.	AW100Z	25
370939	1-1/4 oz.	AW125Z	25
370940	1-1/2 oz.	AW150Z	25
370941	1-3/4 oz.	AW175Z	25
370942	2 oz.	AW200Z	25
370943	2-1/4 oz.	AW225Z	25
370944	2-1/2 oz.	AW250Z	25
370945	2-3/4 oz.	AW275Z	25
370946	3 oz.	AW300Z	25



MAKE	MODEL	YEARS
Chrysler	All	1980 – 1989
Dodge	All	1980 – 1989
GM	Some Used	1988 – 2000

IAWZ SERIES WHEEL WEIGHTS – COATED

- For alloy wheels.

PART No.	WEIGHT Oz.	CROSS REF.	QTY.
379800	1/4 oz.	LH025Z	25
379801	1/2 oz.	LH050Z	25
379802	3/4 oz.	LH075Z	25
379803	1 oz.	LH100Z	25
379804	1-1/4 oz.	LH125Z	25
379805	1-1/2 oz.	LH150Z	25
379806	1-3/4 oz.	LH175Z	25
379807	2 oz.	LH200Z	25
379808	2-1/4 oz.	LH225Z	25
379809	2-1/2 oz.	LH250Z	25
379810	2-3/4 oz.	LH275Z	25
379811	3 oz.	LH300Z	25



MAKE	MODEL	YEARS
Chrysler	Concord, LHS, Town & Country	1998 – 2004
Dodge	Caravan, Intrepid, Neon	1998 – 2009
Ford	F150	2001 – 2003

IAWZ SERIES WHEEL WEIGHTS – COATED

- For alloy wheels.

PART No.	WEIGHT GRAMS	CROSS REF.	QTY.
379790	10 gm.	IAW010Z	25
379791	15 gm.	IAW015Z	25
379792	20 gm.	IAW020Z	25
379793	25 gm.	IAW025Z	25
379794	30 gm.	IAW030Z	25
379795	35 gm.	IAW035Z	25
379796	40 gm.	IAW040Z	25
379797	45 gm.	IAW045Z	25
379798	50 gm.	IAW050Z	25
379799	55 gm.	IAW055Z	25
379789	60 gm.	IAW060Z	25




MAKE	MODEL	YEARS
Audi	All	1980 – 1996
BMW	All	1980 – 2005
Cadillac	Catera	1997 – 2001
Jaguar	All	1988 – 2009
Kia	All	1994 – 2009
Nissan	All	1979 – 1989
Toyota	All	1980 – 1989
Volkswagen	All	1980 – 1996
Volvo	All	1980 – 2009

PZ SERIES WHEEL WEIGHTS – COATED

- For passenger cars with 13" to 15" steel wheels.

PART No.	WEIGHT Oz.	CROSS REF.	QTY.
370950	1/4 oz.	P025-Z	25
370951	1/2 oz.	P050-Z	25
370952	3/4 oz.	P075-Z	25
370953	1 oz.	P100-Z	25
370954	1-1/4 oz.	P125-Z	25
370955	1-1/2 oz.	P150-Z	25
370956	1-3/4 oz.	P175-Z	25
370957	2 oz.	P200-Z	25
370958	2-1/4 oz.	P225-Z	25
370959	2-1/2 oz.	P250-Z	25
370960	2-3/4 oz.	P275-Z	25
370961	3 oz.	P300-Z	25



MBZ WHEEL WEIGHTS – COATED

- Original equipment coated weight for BMW.
- Also used on other European models where a two-piece OEM weights are desired.

PART No.	WEIGHT GRAMS	CROSS REF.	QTY.
379940	5 gm.	MBZ005	25
379941	10 gm.	MBZ010	25
379942	15 gm.	MBZ015	25
379943	20 gm.	MBZ020	25
379944	25 gm.	MBZ025	25
379945	30 gm.	MBZ030	25
379946	35 gm.	MBZ035	25
379947	40 gm.	MBZ040	25
379948	45 gm.	MBZ045	25
379949	50 gm.	MBZ050	25
379950	55 gm.	MBZ055	25
379951	60 gm.	MBZ060	25



RUZ SERIES WHEEL WEIGHTS

- Designed to blend into the wheel, these weights have a smooth, aerodynamic shape.

PART No.	WEIGHT GRAMS	CROSS REF.	QTY.
379952	5 gm.	RU005Z	25
379953	10 gm.	RU010Z	25
379954	15 gm.	RU015Z	25
379955	20 gm.	RU020Z	25
379956	25 gm.	RU025Z	25
379957	30 gm.	RU030Z	25
379958	35 gm.	RU035Z	25
379959	40 gm.	RU040Z	25
379960	45 gm.	RU045Z	25
379961	50 gm.	RU050Z	25
379962	55 gm.	RU055Z	25
379963	60 gm.	RU060Z	25



N39



VEHICLE PARTS & ACCESSORIES

ADHESIVE WHEEL WEIGHTS

STEEL ADHESIVE WHEEL WEIGHTS

- Low profile.
- QuikStick® adhesive.



PART No.	SEGMENT WEIGHT	SEGMENTS	CROSS REF.	QTY.
79931	5 gm	12 /Strip	SSG060N	25
79933	5 gm	25 /Strip	SSG075N	25

STEEL ADHESIVE WHEEL WEIGHTS

- Standard profile.
- QuikStick® adhesive.



PART No.	SEGMENT WEIGHT	SEGMENTS	CROSS REF.	QTY.
79930	1/4 oz	12 /Strip	SST300N	25
79932	1/4 oz	1280 /Roll	SST3000N	1
79934	1/2 oz	12 /Strip	300360ST	30

LEAD CPC SERIES WHEEL WEIGHTS – UNCOATED

- Adhesive back.
- Designed to fit narrower rim ledges.



PART No.	WEIGHT GRAMS	CROSS REF.	QTY.
79856	30 gm	CP030C	25

LEAD STICK-ON WHEEL WEIGHTS

- Each strip is pre-taped for clean and easy installation.



PART No.	CROSS REF.	SEGMENT WEIGHT	WEIGHT PER STRIP	QTY.
79858	100360	1/4 oz	3 oz	30
79859	300360	1/2 oz	6 oz	30
79899	CL6	1 oz	6 oz	30
79900	CL12	2 oz	12 oz	8

WHEEL WEIGHT ACCESSORIES

EQUAL TIRE POLYMER BALANCING POWDER

- Non-toxic dry polymer.
- Provides vehicle ride comfort levels beyond those of traditional balancing techniques.
- Includes: Filtered Valve Core and Yellow Ring for valve stem



PART No.	SIZE	QTY.
79879	10 oz packets	4
79879-4	10 oz packets	40

ADHESIVE WHEEL WEIGHT REMOVAL TOOL

- Removes adhesive wheel weights.
- Red plastic.

PART No.	QTY.
79880	1



PASSENGER CAR WHEEL WEIGHT INSTALLATION TOOL

- Designed to install and remove passenger car and light truck wheel weights.
- Plastic coated handles provide a better grip.

PART No.	QTY.
79901	1



LARGE TRUCK WHEEL WEIGHT INSTALLATION TOOL

- Primarily used for the large truck steel wheel weights.
- Plastic coated handles provide a better grip and a comfortable feel.
- "Clip Claw" design is ideal for removing weights that have minimum tire/wheel flange clearance.

PART No.	QTY.
79902	1



N40

Think safety first. Always.
Imperial offers a wide range of Safety Products.



CALL 1-800-558-2808 / FAX 1-800-553-8769 / WWW.IMPERIALSUPPLIES.COM

VEHICLE PARTS & ACCESSORIES

MISCELLANEOUS HARDWARE

TRAILER KING PIN LOCK

- For locking your trailers 5th wheel pin.
- Comes with two keys.
- Inside Diameter: 2.90"
- Height: 3.5"

PART No.	QTY.
24448	1



CUP-TYPE STEEL EXPANSION PLUGS

- Zinc plated.

PART No.	SIZE	QTY.
6701	3/8	25
6970	1/2	25
6703	9/16	10
6704	19/32	10
6705	5/8	10
6972	3/4	25
6706	7/8	10
6707	29/32	10
6709	15/16	10
6710	1"	10
6711	1-1/8	10
6975	1-7/32	25
6712	1-1/4	10



PART No.	SIZE	QTY.
6976	1-3/8	10
6713	1-1/2	10
6977	1-5/8	10
6978	1-3/4	10
6979	1-7/8	25
6716	1-15/16	10
6717	2"	10
6721	2-1/4	10

FLEXIBLE DRAW LATCH

- EPDM rubber resists oils, chemicals and weather.
- Zinc bright chromate plating.
- Comes as an assembly, keeper and bracket.
- Use on vehicle hoods, battery boxes, or marine hold downs.

PART No.	AVERAGE CLAMP	HANDLE WIDTH	LATCHED LENGTH	QTY.
4799	11 lbs	2.44	3"	1
4800	11 lbs	2.44	4"	1
4801	19 lbs	3.13	5.13	1



CONCAVE TYPE STEEL EXPANSION PLUGS

- Zinc plated.

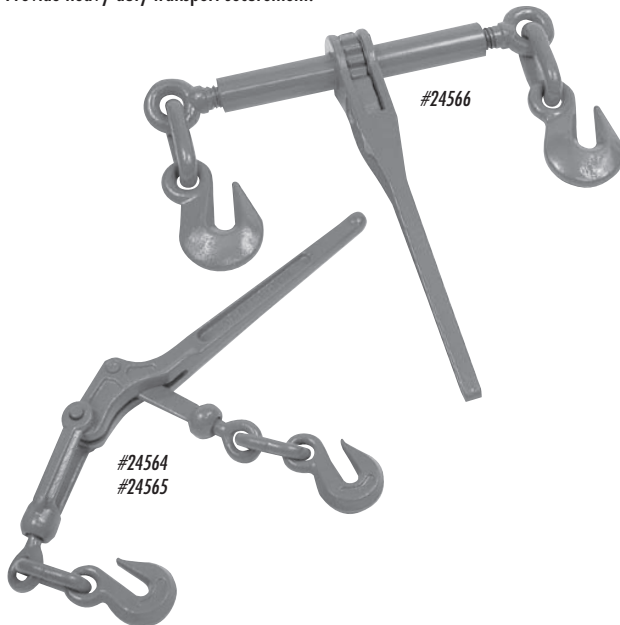
PART No.	SIZE	QTY.
6952	3/4	25
6955	1"	25
6959	1-1/4	25
6961	1-1/2	10
6962	1-5/8	10
6963	1-3/4	10



LOAD CONTROL

LEVER CHAIN LOAD BINDER

- Drop-forged steel load binder with lever.
- Meets FMSCA and DOT specifications.
- Provide heavy-duty transport securement.



GRADE 70 TRANSPORT CHAIN

- For load binding in the transportation industry.
- Features both high tensile strength and wear resistance.
- Working load limits exceed those of ordinary utility chain.
- Chain only (hooks purchased separately).
- Finish: zinc yellow dichromate



PART No.	CHAIN SIZE	WORKING LOAD LIMIT	NOMINAL INSIDE WIDTH	NOMINAL INSIDE LENGTH	LENGTH FEET
24706	3/8	6,600 lbs	0.570	1.33	25
24720	5/16	4,700 lbs	0.500	1.12	100
24724	3/8	6,600 lbs	0.551	1.374	75
24734	3/8	6,600 lbs	0.551	1.374	200

GRADE 70 CLEVIS GRAB HOOK

PART No.	CHAIN SIZE	WORKING LOAD LIMITS	QTY.
24708	3/8	6,600 lbs	1



PART No.	CHAIN SIZE	WORKING LOAD LIMIT	QTY.
24564	5/16" to 3/8"	5,400 lbs	1
24565	3/8" to 1/2"	9,200 lbs	1
24566	3/8" to 1/2"	9,200 lbs	1

SEE PAGE B22 FOR HOOKS AND SNAPS.




VEHICLE PARTS & ACCESSORIES

LOAD CONTROL

BOTTOM MOUNT WINCHES

- Meets all DOT, CHP (California Highway Patrol) and CVSA (Commercial Vehicle Safety Alliance) regulations.
- Fits 4" wide weather-resistant polyester strap, that terminates on one end with a hook. The other end is open for feeding into a winch.
- Winch tightens and locks down the strapping over the load.
- Features seamless solid-steel mandrels, high-strength alloy pawl pins and powder coating to resist abrasion and rust.



PART No.	DESCRIPTION	WEIGHT	WORKING LOAD LIMIT	QTY.
24544	Standard	9.6 lbs.	5,500 lbs.	1
24545	Portable	10.7 lbs.	5,500 lbs.	1

PORTAWINCH™

- Turn any stake pocket into a strap anchor point, no tools required.
- Fully FMSCA compliant, offering a legal solution for a DOT secure anchor point.
- Winch tightens and locks down the strapping over the load.
- Removable when not in use.
- Inward off-set style allows for track-mounted tarp clearance.



PART No.	DESCRIPTION	WEIGHT	WORKING LOAD LIMIT	QTY.
24546	Outward Offset Style	11.5 lbs	5,500 lbs	1
24547	Inward Offset Style	11.5 lbs	5,500 lbs	1

SILVERCAP® OVERDRIVE™ RATCHETING CAP

- Converts standard winches into ratcheting winches.
- Faster and safer than conventional winches.
- Winch bar stays in the winch until straps are tight.
- All parts are included to install to existing winches.
- To install slide the Overdrive unit over the cap of the winch, spin it in place and secure with included bolt.
- One year manufacturer warranty.



PART No.	QTY.
24548	1

WINCH BAR

- Tapered and angled at the end for easy operation.
- Heat treated for extra strength. Bars are knurled at two sections.
- Tip is grooved to improve grip in the winch.
- Not to be used as a cheater bar to tension load binders.



PART No.	LENGTH	STYLE	QTY.
24561	34"	Painted Black	1
24562	34"	Chrome	1
24563	34"	Chrome & Paint Combo	1

WINCH STRAP

- Weather-resistant polyester strap is terminated on one end with a 3" flat hook.
- The other end is open for feeding into a winch.
- Meets or exceeds WSTDA T-1 standard for synthetic web tie downs.



PART No.	DIMENSIONS	WORKING LOAD LIMIT	COLOR	QTY.
24549	4" W x 27' L	5,400 lbs	Yellow	1
24550	4" W x 30' L	5,400 lbs	Yellow	1

HEAVY-DUTY WINCH STRAP WITH FLAT HOOK

- Extreme webbing offers greater performance, durability, strength and abrasion resistance.
- Durable coating reduces water absorption and freezing.
- Greater retained strength was realized after abrasion test, 80% compared to 40% for standard webbing.
- Weather-resistant polyester strap is terminated an end fitting. The other end is open for feeding into a winch.
- Meets or exceeds WSTDA T-4 standard for synthetic web tie downs.



#24551, #24552

#24578



PART No.	DIMENSIONS	WORKING LOAD LIMIT	COLOR	END FITTING	QTY.
24551	4" W x 27' L	5,400 lbs	Orange	3" Flat Hook	1
24552	4" W x 30' L	5,400 lbs	Orange	3" Flat Hook	1
24578	4" W x 30' L	5,400 lbs	Orange	Twisted Loop	1

STANDARD ROLL-ON/ROLL-OFF CONTAINER STRAPS

- Weather-resistant polyester strap is terminated on one end with a 3" flat hook.
- The other end is open for feeding into a winch.
- Meets or exceeds WSTDA T-1 standard for synthetic web tie downs.



PART No.	DIMENSIONS	END FITTING	WORKING LOAD LIMIT	COLOR	QTY.
24577	4" W x 5' L	Container Hook	5,400 lbs	Yellow	1
24581	4" W x 5' L	Sewn Loop	5,400 lbs	Yellow	1

RATCHET STRAP ASSEMBLY

- Strap webbing with long handle ratchet buckle.
- Fixed end is 18" long.



PART No.	DESCRIPTION	END FITTING	DIMENSIONS	WORKING LOAD LIMIT	COLOR	QTY.
24553	Assembly	Flat Hook	2" W x 27' L	3,333 lbs	Yellow	1
24554	Replacement Strap	Flat Hook	2" W x 25' L	3,333 lbs	Yellow	1
24555	Assembly	Wire Hook	2" W x 27' L	3,333 lbs	Yellow	1
24579	Assembly	Wire Hook	2" W x 30' L	3,333 lbs	Yellow	1

N42




CALL 1-800-558-2808 / FAX 1-800-553-8769 / WWW.IMPERIALSUPPLIES.COM

LOAD CONTROL

CAM BUCKLE STRAP ASSEMBLIES, SERIES E

- Ratchet with spring E-clip.
- Fixed end is 4' long.



PART No.	END FITTING	DIMENSIONS	WORKING LOAD LIMIT	COLOR	QTY.
24559	Three Piece	2" W x 12' L	833 lbs	Yellow	1
24560	Spring-Actuated	2" W x 16' L	833 lbs	Gray	1
24576	Three Piece	2" W x 32' L	1,000 lbs	Yellow	1

NYLON TWISTED EYE TO EYE SLING

- Flexible and resistant to abrasion, these slings are built for strength and durability.
- Double ply webbing.



PART No.	DIMENSIONS	WORKING LOAD LIMIT	COLOR	QTY.
24580	2" W x 8' L	Choker: 5,000 lbs Vertical: 6,400 lbs Basket: 12,800 lbs	Yellow	1

Imperial continuously adds new products.

RATCHET & CAM BUCKLE TIE DOWNS

- Cargo strap with steel ratchet buckle or cam buckle with steel vinyl coated S-hook.
- Secures cargo and light loads. (4) straps per pack.

PART No.	DESCRIPTION	DIMENSIONS	WORKING LOAD LIMIT	COLOR	QTY.
24569	Ratcheting Tie Downs	1" W x 15' L	266 lbs	Red	1-4 pk
24570	Cam Buckle Tie Downs	1" W x 6' L	266 lbs	Black	1-4 pk
24571	Ratcheting and Cam Buckle Tie Downs Combo Pack	1" W x 15' L 1" W x 6' L	266 lbs 266 lbs	Red Black	1-4 pk



UNIVERSAL JACK BAR

- At 51" the cargo bar requires less storage area in the truck.
- Securement ranges from small truck bed to full high cube trailer width.
- Square steel versus round tube provides a stronger bar less susceptible to bending.
- Various load configurations through the universal design.
- Length, Fully Retracted: 51" • Length, Mid Extension: 70" to 99"
- Length, Full Extension: 85" to 114"



PART No.	WEIGHT	QTY.
24557	16.2 lbs	1

CARGO COIL RACK

- Used to cradle coils. Use with lumber blocks to provide extra cradling of the coils.
- One-piece construction for extra support. Light Duty. Metal Gauge: 10
- New DOT standards specifically address securement of metal coils. If chocks are used, they must be held in place by coil bunks or racks to prevent them from coming loose.



PART No.	DIMENSIONS	QTY.
24567	33" W x 2.7" D	1

CARGO BAR HOLDER

- Holds 2 cargo bars. Includes a locking mechanism.
- Constructed of rust-resistant galvanized steel.

PART No.	QTY.
24558	1



CORNER PROTECTOR

- Prevents abrasion of cargo and cargo-securing straps.
- Suitable for straps up to 4" wide.
- Made from a high density polymer.

PART No.	DIMENSIONS	QTY.
24568	5.25" W	1



If you can't find the products you are looking for, call us, and we will find it for you.




VEHICLE PARTS & ACCESSORIES

LOAD CONTROL

RECESSED/TIE DOWN LASHING RINGS


- Used on trailers, vans, or anywhere a tie down is required.
- Part No. 24446 consists of a formed 1/8" steel pan enclosing a forged ring.
- Zinc plated.




#24444



#24446



#24447



#24445

PART No.	RATED CAPACITY	MOUNTING DIA.	MOUNTING MATL THICKNESS REQUIRED	QTY.
24444	1,000 lbs	3"	3/8" or <	4
24445	1,200 lbs	3"	1/4" or <	4
24446	6,000 lbs	—	—	2
24447	3,500 lbs	—	—	4

D-RING CLIP

- Bolt on style B clip.

PART No.	QTY.
24443	2



D-RING CLIP, WELD-ON STYLE

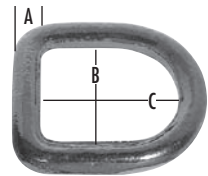
- Welds in place.
- Fits D-ring Part No. 24442.

PART No.	QTY.
24440	2



STANDARD D-RING

- 1040 material.
- Used as trailer tie downs.
- Heat treated.
- D-ring Clip (Part No. 24418) sold separately.



PART No.	A	B	C	SAFE WEIGH LIMIT	MIN. BREAKING STRENGTH	QTY.
24442	1/2	2-1/4	2-1/2	4,000	12,000	2

STANDARD BEAM SOCKET

- Use with commercial grade Douglas Fir 2" x 6" lumber.
- **Note:** The working load limit of lumber varies widely.

PART No.	WEIGHT	WORKING LOAD LIMIT	QTY.
24556	.70 lbs	Varies Widely	1



WIDE LOAD SIGN



N44

PART No.	SIZE	DESCRIPTION	COLOR	QTY.
24575	84" x 18"	Vinyl Wide Load Sign	Yellow	1

SAFETY FLAGS



PART No.	SIZE	DESCRIPTION	COLOR	QTY.
24572	18" x 18"	Flag, with wood dowel	Red	1
24573	18" x 18"	Flag (4) Grommets	Red	1
24574	18" x 18"	Flag PVC Coated Mesh with wood dowel	Orange	1



BODY CLIPS & HARDWARE

AUTOMOTIVE PUSH RETAINERS, CLOSED BOTTOM

PART NO.	COLOR	HEAD DIA.	STEM LENGTH	FITS HOLE SIZE	QTY.	PART NO.	COLOR	HEAD DIA.	STEM LENGTH	FITS HOLE SIZE	QTY.
890447	Black	3/8	7/16	3/16	25	890748	Black	20mm	10mm	8mm	15
891352	Black	17/32	1-5/64	1/4	25	890211	Black	20mm	14mm	8mm	15
890450	Black	3/4	1-1/8	1/4	25	890481	Black	19mm	15mm	8mm	15
890879	Black	1"	1-1/8	1/4	50	891345	Black	18mm	14mm	8mm	10
890497	Black	1/2	9/16	1/4	25	890750	Black	18mm	15mm	8mm	15
890687	Black	1/4	7/8	1/4	25	890366	Black	15mm	20mm	8mm	25
891710	Black	1"	7/8	1/4	25	890598	Black	25mm	22mm	8mm	25
891714	Black	11/16	7/8	1/4	25	890817	Black	20mm	28mm	8mm	15
890177	Black	1-3/4	3/4	1/4	50	891521	Black	25mm	30mm	8mm	15
890493	White	11/32	15/32	1/4	100	890692	Black	15mm	29mm	8mm	25
890350	Black	1"	11/16	1/4 sq hole	25	890797	Black	16mm	20mm	8mm	25
890654	Black	1"	7/8"	5/16	25	890710	Black	15mm	19mm	8mm	25
890347	Black	1"	1"	5/16	25	890711	Black	20mm	20mm	8mm	25
891348	Black	1"	1-5/8	1/2	5	890818	Black	18mm	10mm	8mm	15
890657	Black	12mm	8mm	6mm	25	890898	Black	31mm	21mm	8mm; sq	15
890419	Black	17mm	16mm	6mm	25	890988	Black	20mm	24mm	8.25mm	25
891156	Black	14mm	16mm	6mm	25	890997	Black	19mm	14mm	8.5mm	50
890952	Black	17mm	18mm	6mm	10	890760	Black	18mm	13mm	9mm	15
890448	Black	15mm	23mm	6mm	50	890420	Black	20mm	21mm	9mm	25
890796	Black	8 x 12mm	8mm	6mm; sq hole	25	890167	Black	18mm	28mm	9mm	6
890986	Black	18mm	17.5mm	6.25mm	25	890837	Black	18mm	22mm	9mm	10
890985	Black	18mm	22mm	6.25mm	25	890925	Gray	19mm	22mm	9mm	25
890175	Black	15mm	13mm	6.3mm	10	891505	Black	22mm	10mm	9mm	25
890712	Black	17mm	21mm	6.3mm	25	890972	Black	18mm	20mm	9.5-9.35mm	25
891662	Black	18mm	7.5mm	6.3mm	10	890477	Black	18mm	22mm	9.5mm	25
890936	Black	21mm	24mm	6.3mm	25	890856	Black	17.5mm	23mm	9.5mm	25
890948	Black	24mm	24mm	6.3mm	25	890938	Black	25mm	24mm	9.5mm	25
890475	Black	22mm	25mm	6.3mm	15	891425	Black	20mm	16mm	9.5mm	10
890941	Black	11mm	27mm	6.3mm	10	890170	Black	18mm	15mm	10mm	10
890697	Black	18mm	17.5mm	6.5mm	25	890749	Black	20mm	13mm	10mm	15
890843	Black	18mm	20mm	6.5mm	50	890901	Black	19.5mm	15mm	10mm	10
890815	Black	18mm	6.5mm	7mm	10	890209	Black	45x22mm	27mm	10mm	15
890192	Black	20mm	8mm	7mm	15	890953	Black	25mm	28mm	10mm	25
890190	Black	17mm	9mm	7mm	10	890989	Black	25mm	20mm	10.25mm	25
890649	Black	20mm	10mm	7mm	10	891124	Black	25mm	23mm	10.5mm	25
890946	Black	14mm	10mm	7mm	15	890706	Black	21mm	25mm	12mm	25
890213	Black	18mm	11mm	7mm	15	890998	Black	22mm	13mm	15mm	10
890499	Taupe	13mm	14mm	7mm	25	890715	Black	18mm	10mm	18mm	10
890987	Black	19mm	16mm	7.25-8.25mm	25						
890196	Black	20mm	9mm	8mm	15						

SECTION 600



Bill
Dedicated Service Advisor

Connected...

"The fleet industry doesn't stand still. It's changing all the time, and I enjoy that."



N45



VEHICLE PARTS & ACCESSORIES

BODY CLIPS & HARDWARE

AUTOMOTIVE PUSH RETAINERS, OPEN BOTTOM

PART NO.	COLOR	HEAD DIA.	STEM LENGTH	FITS HOLE SIZE	QTY.
891165	Black	5/8	7/16	1/4	50
890528	Black	11/16	5/8	1/4	50
890374	Brown	1"	7/8	1/4	15
890370	Black	3/4x19/32	19/32	5/16	25
891669	Black	21/32	19/32	5/16	25
890372	Black	1"	23/32	3/8	25
890375	Black	1"	3/4	1/2	15
890373	Blue	7/8	25/32	1/2	25
891598	Black	1"	1 1/8	1/2	25
891560	Black	10mm	7mm	5mm	50
891546	Black	8 x 25mm	10mm	5mm	25
890944	Black	7mm	10mm	5mm	25
890814	Black	18mm	14mm	6.35mm	25
891129	Black	15mm	15mm	6.3mm	50
891073	Black	20mm	17mm	6.3mm	25
890838	Black	16mm	14mm	6.4mm	50
890816	Black	14mm	16mm	6.5mm	25
890543	Black	10mm	10mm	6mm	15
891376	Black	13.5mm	10mm	6mm	10
891351	Black	16mm	14mm	6mm	15
891467	Black	20mm	15mm	6mm	50
890194	Black	15mm	10mm	7mm	10
890913	Black	15mm	12mm	7mm	15
891717	Black	20mm	17mm	7mm	25
891447	Black	16mm	12mm	7mm	10

PART NO.	COLOR	HEAD DIA.	STEM LENGTH	FITS HOLE SIZE	QTY.
891384	Black	20mm	4mm	8.5mm	25
891550	Gray/Blk	12mm	10mm	8.5mm	15
891660	Blk/Nat	34mm	17mm	8.5mm	10
891454	Black	20mm	22mm	8.5mm	25
891214	Black	20mm	9mm	8mm	10
891215	Black	20mm	10mm	8mm	15
890215	Black	20mm	11mm	8mm	25
891221	Black	16mm	12mm	8mm	25
891440	Black	16mm	12mm	8mm	15
891377	Black	20mm	12mm	8mm	10
890812	Black	17mm	14mm	8mm	50
891540	Black	13mm	14mm	8mm	15
891181	Black	18mm	20mm	8mm	15
891185	Black	18.5	21mm	8mm	10
890819	Black	18mm	23mm	8mm	25
891193	Black	20mm	20mm	8mm	25
891627	Black	17mm	12mm	8mm	10
891169	Blk, Nat	25 x 45mm	20mm	9.5mm	15
891379	Black	25mm	12mm	9mm	15
891663	Black	16mm	14mm	9mm	15
891718	Black	18mm	31mm	9mm	15
891468	Black	27mm	18mm	9mm	15
891543	Black	20mm	16mm		50
890443	Natural	16mm	12mm	10mm	25
890478	Black	24mm	20.5mm	11mm	15

SECTION 605



SCREW TYPE RETAINERS

PART NO.	COLOR	HEAD DIA.	STEM LENGTH	FITS HOLE SIZE	QTY.
890878	Black	15/32	9/16"	1/4 sq	15
890430	Black	11/16	3/4	1/4	15
890356	Black	11/16	7/8	1/4	25
890647	Black	11/16	7/8	1/4	25
890384	Black	11/16	11/16	1/4	25
891160	Black	1"	1"	1/4	10
890493	White	11/32	15/32	1/4	100
890357	Black	1"	29/32	1/4	50
890444	Gray	5/8	29/32	1/4	50
890164	Black	3/16 x 1/2	7/16	3/16	100
890747	Black	19/32	13/16	5/16	25
891658	Black	43/64	23/32	5/16	10
890967	Black	1"	1-7/16	7/16	25
890199	Black	14mm	8mm	6mm	15
890795	Black	18mm	8mm	6mm	10
891518	Black	20mm	9mm	6mm	25
891326	Black	14mm	9mm	6mm	15
890790	Black	18mm	11mm	6mm	25
890793	Black	15mm	11mm	6mm	25
891510	Black	13mm	11mm	6mm	25
891509	Black	18mm	12mm	6mm	25
37115	Black	15mm	14mm	6mm	25
891164	Black	15mm	14mm	6mm	25
890483	Black	14mm	16mm	6mm	25
890519	Black	16mm	17.5mm	6mm	25
890602	Black	11mm	17.5mm	6mm	25
890929	Black	20mm	18mm	6mm	15
891527	Black	11mm	20mm	6mm	25
890752	Black	18mm	18mm	6.3mm	25
890616	Black	18mm	27.5mm	6.3mm	16
891393	Gray	20mm	8mm	7mm	10
890811	Black	16mm	9mm	7mm	10
890195	Black	20mm	9mm	7mm	10
891508	Black	14mm	11mm	7mm	25
890252	Black	15mm	12mm	7mm	15
890282	Black	20mm	12mm	7mm	10
891668	Black	16mm	18mm	7mm	15

PART NO.	COLOR	HEAD DIA.	STEM LENGTH	FITS HOLE SIZE	QTY.
891789	Black	14mm	23mm	7mm	15
890808	Black	18mm	11mm	8mm	50
890210	Black	18mm	12mm	8mm	25
890943	Black	17mm	14mm	8mm	25
890999	Black	14 x 26mm	14mm	8mm	50
891346	Black	20mm	15mm	8mm	10
890482	Black	20mm	18mm	8mm	25
890751	Black	18mm	18mm	8mm	25
891453	Black	18mm	18mm	8mm	25
890855	Black	20mm	20.5mm	8mm	15
890809	Black	20mm	20mm	8mm	15
890376	Black	20mm	20mm	8mm	25
890791	Black	22mm	21mm	8mm	10
890792	Black	20mm	22mm	8mm	15
891549	Black	20mm	26mm	8mm	15
891217	Black	20mm	26mm	8mm	5
890677	Black	20mm	9mm	8mm	25
890709	Black	20mm	9mm	8mm	15
891212	Black	20mm	9mm	8mm	15
890187	Black	15mm	12mm	9mm	10
891223	Black	24.5mm	13mm	9mm	10
890293	Black	18mm	23mm	9mm	25
890198	Black	20mm	26mm	9mm	10
890156	Black	15mm	27mm	9mm	10
890902	Black	20 x 30mm	11mm	10mm	10
890559	Black	20mm	15mm	10mm	10
890915	Black	20 x 30mm	18mm	10mm	10
890214	Black	20mm	18mm	10mm	15
890614	Black	20 x 30mm	20mm	10mm	15
890794	Black	20mm	24mm	10mm	50
890810	Black	20mm	25mm	10mm	5
891347	Black	20mm	25mm	10mm	10
890935	Black	21mm	25mm	10mm	25
890208	Black	20mm	27mm	10mm	15
890212	Black	30mm	50mm	11.5mm	10

SECTION 610



N46



CALL 1-800-558-2808 / FAX 1-800-553-8769 / WWW.IMPERIALSUPPLIES.COM

BODY CLIPS & HARDWARE

AUTOMOTIVE RETAINERS, BARBED

PART No.	COLOR	HEAD DIA.	STEM LENGTH	FITS HOLE SIZE	QTY.
891315	Black	3/8	3/8	5/32	100
890826	Black	7/16	5/8	3/16	50
890788	Black	3/8	3/8	7/32	25
891316	Black	3/4	1/2	7/32	100
37109	Black	7/16	1/2	7/32	25
890392	Black	3/8	5/8	7/32	50
890121	Black	3/4	11/16	7/32	50
890392	Black	3/8	7/32	7/32	50
891161	Black	3/4	11/16	7/32	25
890367	Black	1/2	3/4	1/4	50
890600	Black	1"	25/32	1/4	25
890642	Black	1/2	15/16	1/4	25
891090	Black	1-3/4	1"	1/4	25
891163	Gray	1"	1-1/8	1/4 x 5/16	25
891148	Black	3/8	1/2	9/32	25
890385	Black	13/32 x 1	9/16	9/32	25
890718	Black	1/2	5/8	9/32	25
890362	Black	1/2	3/4	9/32	50
891713	Black	19/32	27/32	9/32	50
891654	Black	1-1/32	1-3/32	9/32	25
890486	Black	3/4	1-1/4	9/32	25
890323	Black	1"	1-7/16	9/32	25
891378	Black	1"	1-1/16	19/64	25
890876	Black	1-1/4	1/2	5/16	25
890912	Black	9/16	3/4	5/16	50
890387	Black	1-21/32	3/4	5/16	25
890386	Black	2"	3/4	5/16	25
890322	Black	11/16	5/8	5/16	50
890719	Black	1"	5/8	5/16	50
890442	Natural	15/16	11/16	5/16	50
891208	Black	15/16	11/16	5/16	25
890741	Black	1-1/4	11/16	5/16	50
890834	Black	25/32	15/16	5/16	25
891719	Black	1"	5/8	5/16	15
890525	Black	11/16	1-1/16	5/16	50
891483	Black	7/8	1-3/32	5/16	50
890435	Black	3/4	1-1/4	5/16	10
890365	Black	3/4	1-3/8	5/16	25
890437	Black	3/4	1-7/16	5/16	25
890421	Black	11/16	1-3/4	5/16	25
890766	Black	1"	3/4	11/32	25
890321	Black	3/4	7/8	11/32	25
890836	Black	13/32	5/32	3/8	100
890351	Black	5/8	3/4	3/8	50
891359	Black	15/16	3/4	3/8	25
890381	Black	7/8	13/16	7/16	25
891353	Black	16mm	21mm	4mm	15
891380	Black	15mm	14mm	4.5mm	50

PART No.	COLOR	HEAD DIA.	STEM LENGTH	FITS HOLE SIZE	QTY.
890949	Black	16mm	16mm	4.5mm	50
890776	White	11mm	11mm	4.75mm	50
890775	Black	10mm	11mm	5mm	100
890800	Black	12mm	12mm	5mm	50
890802	Black	16mm	16mm	5mm	15
890846	Black	13mm	19mm	5mm	50
890118	Black	20mm	10mm	5.5mm	25
891154	Black	15mm	19mm	5.5mm	50
891484	Black	28mm	10mm	6mm	15
890951	Black	12.5mm	11mm	6mm	50
890899	Black	9mm	14mm	6mm	50
890829	Gray	15mm	14mm	6mm	50
891180	Black	16mm	16mm	6mm	15
890767	Black	12mm	16mm	6mm	25
890873	Black	11mm	17mm	6mm	50
890825	Black	16mm	22mm	6mm	10
890181	Black	18mm	11mm	6.3mm	25
890930	Black	18mm	16mm	6.3mm	25
890610	Black	18mm	21mm	6.3mm	15
890753	Black	21mm	25mm	6.3mm	25
890852	Black	18mm	43mm	6.3mm	25
890877	Black	15mm	9mm	7mm	50
891574	Black	38mm	9mm	7mm	15
891182	Black	16mm	16mm	7mm	15
891321	Tan	35mm	19mm	7mm	25
890874	Charcoal	25mm	20mm	7mm	50
890845	Gray	19mm	22mm	7mm	25
890848	Gray	25.5mm	25mm	7mm	50
37045	Black	25mm	20mm	7mm	50
37073	Gray	25mm	20mm	7mm	50
890858	Black	25.4mm	29mm	7mm	25
890707	White	20mm	31mm	7mm	50
890755	Black	20.2mm	14mm	7.2mm sq	25
890896	Black	12.5mm	15mm	7.5mm	50
891187	Black	19mm	16mm	7.5mm	50
890490	Black	7.5mm	20mm	7.5mm	50
890643	Black	18mm	33mm	7.5mm	25
890851	Black	18mm	32mm	7.5mm	25
890428	Black	22mm	35mm	7.5mm	25
890950	Black	19mm	11mm	8mm	50
891354	Black	14mm	12mm	8mm	25
891119	Black	40mm	13mm	8mm	25
890609	Black	25mm	10mm	8mm	15
890353	Black	26mm	38mm	8mm	25
890875	Black	15mm	19mm	8.2mm	50
891478	Black	20mm	20mm	8.5mm	25
890693	Black	25mm	12mm	9mm	25
890850	Black	23mm	19mm	9mm	25
891488	Black	20mm	15mm	9.5mm	25
890129	Black	21mm	28mm	11mm	50
890957	Black	25mm	18mm	12.5mm	25
891319	Black	25mm	18mm	12.5mm	25
890720	Black	21mm	27mm	13mm	15
891162	Black	25mm	7mm	18mm	50



SECTION 630

N47



VEHICLE PARTS & ACCESSORIES

BODY CLIPS & HARDWARE

AUTOMOTIVE RETAINER, SINGLE V



PART No.	COLOR	HEAD DIA.	STEM LENGTH	FITS HOLE SIZE	QTY.
890881	Black	3/4	1/4	1/4	15
890137	Black	3/4	9/32	9/32	50
890492	Black	1/2	3/8	3/8	50
890135	Black	5/8	3/8	3/8	100
890830	Black	9mm	3mm	3mm	25
890859	Black	6mm	4mm	4mm	50

SECTION 620

AUTOMOTIVE RETAINERS, HOOD



PART No.	COLOR	HEAD DIA.	STEM LENGTH	FITS HOLE SIZE	QTY.
890541	Black	1/2	5/8	9/32	100
891577	Black	12mm	12mm	—	15
890880	Black	8mm	15mm	3.5mm	100
890165	Black	13mm	15mm	5mm	25
890120	Black	14mm	15mm	5mm	25
890115	Black	13mm	15mm	5mm	50
890254	Black	11mm	13mm	5.5mm	50
890599	Black	14mm	10mm	6mm	25
891328	Black	12mm	15mm	6mm	50
890117	Black	14mm	15mm	6mm	25
891487	Black	16mm	16mm	7mm	25
891566	Black	30mm	17mm	7mm	25
890641	Black	13mm	15mm	7mm	25
890827	Black	25mm	12mm	7mm	15
890139	Black	13mm	11mm	7.5mm	50
890763	Black	30mm	12mm	8mm	15
890166	Black	30mm	17mm	8.5mm	15

SECTION 635

AUTOMOTIVE RETAINERS, WEATHERSTRIP



PART No.	COLOR	HEAD DIA.	STEM LENGTH	FITS HOLE SIZE	QTY.
891029	Natural	9/32 x 1/2	21/32	7/32	50
891672	Natural	9/32x35/64	9/32	1/2	100
891451	Natural	3/4	3/4	5/16	50
37038	White	1/2 x 5/8	7/8"	5/16	50
890533	Natural	9/16	11/16"	11/32	50
890910	Black	3/16 x 19/32	5/16	15/32	50
890352	Black	5 x 15mm	12mm	4mm	50
890722	White	5 x 15mm	8mm	5mm	100
891125	Natural	5 x 15mm	9mm	5mm	50
890140	Natural	5 x 15mm	10mm	5mm	50
891174	Green	5 x 15mm	10mm	5mm	100
890119	White	6.5 x 16.5mm	10mm	5mm	100
890487	Black	6.5 x 16.5	10mm	5mm	100
890831	White	7 x 16mm	10mm	5mm	50
891486	White	6.5 x 16	6mm	6mm	100
891336	White	7 x 16mm	6mm	6mm	50
890558	Blue	5 x 15mm	8mm	6mm	10
891485	Black	6.5 x 16	8mm	6mm	100
890721	White	5 x 15mm	10mm	6mm	50
890765	Orange	5 x 15mm	10mm	6mm	25
891475	White	5 x 15mm	10mm	6mm	50
890723	Blue	5 x 14mm	10mm	6.5mm	100
891381	Black	20mm	9mm	7mm	25

SECTION 625

AUTOMOTIVE RETAINERS, SINGLE, DOOR PANEL



PART No.	COLOR	HEAD DIA.	STEM LENGTH	FITS HOLE SIZE	QTY.
890634	Black	25/32	5/8	5/16	25
890320	Black	1/2	3/4	11/32	50
890921	Black	5/8	1-1/8	11/32	25
890740	Yellow	3/4	11/16	3/8	25
890947	Black	24mm	25mm	6.3mm	25
891493	White	23mm	20mm	6.5mm	25
890849	Black	12mm	19mm	7mm	25
891786	White	16mm	26mm	7mm	25
891492	Black	18mm	15mm	8mm	50

SECTION 640

AUTOMOTIVE RETAINERS, SINGLE ROCKER PANEL



PART No.	COLOR	HEAD DIA.	STEM LENGTH	FITS HOLE SIZE	QTY.
890975	White	13mm	14mm	7mm	50
891636	White	16mm	8mm	8mm	15
891569	White	15mm	9mm	8mm	25
891785	White	16mm	13mm	8mm	10
890860	Black	14mm	13mm	8.5mm	15
891489	White	16mm	11mm	9mm	15
890984	Black	M13	14mm	9mm	15
891537	White	18x14	15mm	9mm	25
891449	Green/ White	20mm	18mm	9.5mm	25
891531	White	18mm	11mm	10mm	15
891528	White	18mm	12mm	12mm	15
891491	White	18mm	14mm	12mm	10
891622	Orange	17mm	17mm	10	10
37107	Black	19mm	18mm	9mm	25

SECTION 645

AUTOMOTIVE RETAINERS, DOUBLE V



PART No.	COLOR	HEAD DIA.	STEM LENGTH	FITS HOLE SIZE	QTY.
890762	Black	10mm	10mm	6mm	25
891189	Black	11mm	13mm	6mm	50
890840	Black	14mm	10mm	6mm	25
890724	Black	11mm	8mm	7mm	25
890168	Black	21mm	9mm	8.5mm	15
890173	Black	25mm	10mm	9mm	15
890801	Black	14mm	16mm	10mm	50
891596	Black	20mm	16mm	11mm	50
890745	Black	26mm	14mm	12mm	15
891337	Black	18mm	18mm	12mm	25

SECTION 630

N48



CALL 1-800-558-2808 / FAX 1-800-553-8769 / WWW.IMPERIALSUPPLIES.COM

BODY CLIPS & HARDWARE

AUTOMOTIVE RETAINERS, DOUBLE, DOOR PANEL

PART No.	COLOR	HEAD DIA.	STEM LENGTH	FITS HOLE SIZE	QTY.
891091	White	3/4	13/16	5/16	50
890962	White	18mm	1-1/4	5/16"	25
890554	Black	19mm	15mm	4mm	50
890976	White	18mm	20mm	7mm	50
890714	White	18mm	24mm	7mm	50

PART No.	COLOR	HEAD DIA.	STEM LENGTH	FITS HOLE SIZE	QTY.
890178	White	20mm	13mm	8mm	50
891342	Black	14mm	15mm	8mm	50
890171	White	20 and 18	20mm	8mm	50
891788	Green	25mm	24mm	8mm	25

SECTION 650



AUTOMOTIVE RETAINERS, DOUBLE, ROCKER PANEL

PART No.	COLOR	HEAD DIA.	STEM LENGTH	HOLE DIA.	QTY.
890538	Yellow	1/2, 5/8, 23/32	9/16	5/16	50
890527	White	23/32, 1/2	9/16	5/16	50
890512	White	3/4, 1/2	9/16	11/32	100
891437	White	18mm	15mm	5mm	15
890743	White	15mm	13mm	7mm	25
891450	Green	18mm	25mm	7mm	50
890526	Yellow	16mm	25mm	7.5mm	25
891417	Black/Blue	16mm	12mm	8mm	25
890510	White	13mm	15mm	8mm	25
890650	White	18 and 13	11mm	8.5mm	10
890424	White	18, 15mm	14mm	8.5mm	25
890653	White	15mm	9.5mm	9mm	50
891476	White	15mm	11mm	9mm	15
891350	Gray	17mm	12mm	9mm	25
891720	White	13, 18mm	13mm	9mm	15
890883	Wht/Yellow	20mm	14mm	9mm	25
891496	Black	18mm	15mm	9mm	25

PART No.	COLOR	HEAD DIA.	STEM LENGTH	HOLE DIA.	QTY.
890423	Natural	20, 15mm	15mm	9mm	25
890491	White	16mm	16mm	9mm	25
891168	Wht/Yellow	20mm	17mm	9mm	15
890744	White	15mm	32mm	9mm	25
890141	Black	18mm	12mm	9.5mm	50
891562	White	13, 18mm	14mm	9.5mm	25
891167	Yellow	18mm	17mm	9.5mm	15
890179	Yellow	18mm	17mm	9.5mm	50
890488	White/Gray	15mm	18mm	9.5mm	25
890296	White	18mm	14mm	10mm	50
891495	Yellow	18mm	15mm	10mm	50
890832	White	12.6mm	22.2mm	10.5mm	15
890996	Black	18.5mm	16mm	11mm	15
891552	Black	20mm	16mm	11mm	10
891444	White	19mm	17mm	11mm	15
890746	White	19.5mm	17mm	11mm	15
890716	Natural	18mm	28mm	13mm	25
890489	White	16mm	25mm	13mm	25

SECTION 655



AUTOMOTIVE RETAINER, DOUBLE DOOR TRIM

PART No.	COLOR	HEAD DIA. 1	HEAD DIA. 2	HEAD DIA. 3	STEM LENGTH	FITS HOLE SIZE	QTY.
890713	White	1/4 x 1/2	1/2	9/16 x 11/16	3/4	1/4	25
890708	Yellow	5/8	13/16 x 29/32	3/4 x 29/32	3/4	1/4	50
890774	White	1/4 x 19/32	19/32	3/8 x 29/32	3/4"	5/16	25
890327	White	1/2	1/4	29/64	3/4"	5/16	50
890363	Yellow	3/4 x 7/8	9/32 x 19/32		3/4"	5/16	25

SECTION 675



AUTOMOTIVE RETAINERS, NOTCHED, SINGLE

PART No.	COLOR	HEAD DIA.	STEM LENGTH	FITS HOLE SIZE	QTY.
37051	White	3/4	1/2	5/16	50
891452	White	29/32, 15/16	11/16	5/16	100
37050	White	7/8	3/4	5/16	50
890778	White	29/32, 3/4	15/16	5/16	25
890705	White	3/4, 5/8	1"	5/16	100
891375	White	15/16	1-1/8	1/4	50
891674	Black	14mm	23mm	6.5mm	50
891399	White	19, 15mm	18mm	9mm	50
37107	White	19mm	9mm	18mm	50

SECTION 660



N49




VEHICLE PARTS & ACCESSORIES

BODY CLIPS & HARDWARE

AUTOMOTIVE RETAINERS, TWO PIECE

PART NO.	PIN COLOR	HEAD	OVERALL LENGTH	TRIM THICKNESS	HOLE	FLANGE	PANEL RANGE	QTY.
890980	White	19.5mm	28mm	2.2mm	9mm	24mm	1mm	15
890981	Yellow	19.5mm	30mm	4.2mm	9mm	24mm	1.7 - 1.9	15
890982	Green	19.5mm	30mm	4.95mm	9mm	24mm	1.7 - 1.9	15
891490	White	16mm	11mm	4mm	9mm	N/A		25
891122	White	24mm	28mm	1mm	9mm	24mm	1.0	15
891625	Black	15mm	25mm	N/A	N/A	15mm	N/A	10

SECTION 680



AUTOMOTIVE RETAINERS, MOULDING

PART NO.	COLOR	HEAD DIA.	STEM LENGTH	FITS HOLE SIZE	QTY.
890841	Black	11/16 x 1-5/16	9/16"	5/16	15
891421	Maroon	15/32 x 1-9/32	11/16"	5/16	10
891422	Red	15/32 x 1-9/32"	11/16"	5/16	15
891431	Yellow	15/32 x 25/32	9/16	3/8	15
891420	White	19/32 x 1-1/32	9/16"	3/8	15
891430	Blue	5/8 x 25/32	9/16	3/8	15
891415	White	5/8 x 13/16	9/16"	3/8	15
891428	Black	3/4 x 1-9/16	7/16	3/8	15
891723	White	1/2 x 9/16	9/16	7/16	15
891433	Black	5/8 x 25/32	7/16	7/16	15
891438	Light Gray	9/16 x 3/4	9/16	7/16	15
891474	Black	11/16 x 1-1/2	1-1/4	7/16	15
891419	Yellow	15/32 x 25/32	1-3/8"	7/16	10
890992	White	3/4 x 1-3/16	19/32	7/16	15
891424	White	3/4 x 1-9/16	21/32	7/16	10
891170	White	13/16 x 13/16	9/16"	7/16	15
891416	Gray	9/16 x 1-1/8	9/16"	1/2	15
890828	Black	25 x 33mm	17.5mm	7mm	10

PART NO.	COLOR	HEAD DIA.	STEM LENGTH	FITS HOLE SIZE	QTY.
890969	White	17 x 33mm	18mm	7mm	25
891439	White	3.5 x 8mm	8mm	8mm	15
890900	Black	25mm	9.5mm	8mm	10
891443	White	17.5 x 42.5mm	14mm	8mm	10
891186	Blue	17mm	10mm	9mm sq	15
891442	Black	16 x 50mm	9mm	9mm	15
890180	White	18mm	9mm	9mm	15
890436	White	13 x 25mm	10mm	9mm	10
890862	Black	14 x 18mm	11mm	9mm	25
890736	Black	14 x 40mm	11mm	9mm	15
890905	White	15 x 20mm	12mm	9mm	15
890995	White	12 x 20mm	14mm	9mm	15
890735	Black	13 x 39mm	14mm	9mm	10
890570	Black	14.5 x 51mm	14mm	9mm	25
890970	Yellow	16 x 21mm	14mm	9mm	15
890865	Gray	22 x 48mm	14mm	9mm	15
890904	White	13 x 26mm	15mm	9mm	25
890813	Black	18mm	22mm	9mm	15
891432	White	14 x 18mm	11mm	9.5mm	15
891719	Yellow	14 x 19mm	10mm	10mm	15
891427	White	12 x 20mm	15mm	10mm	15
891436	Black	18 x 35mm	20mm	10mm	15
890864	Yellow	16 x 20mm	10mm	12mm	15
890993	White	17 x 20mm	13mm	12mm	5

SECTION 685



*Amy
Pricing Analyst*

Conscientious...

"Imperial's employees make the difference. We are dedicated to going above and beyond for our customers."

N50



CALL 1-800-558-2808 / FAX 1-800-553-8769 / WWW.IMPERIALSUPPLIES.COM

BODY CLIPS & HARDWARE

AUTOMOTIVE NUT, NYLON INSERT

PART No.	DESCRIPTION	SCREW SIZE	COLOR	QTY.
890102	Nylon Nut	#6	White	25
890583	Grommet Fender	#6	Natural	100
890911	Grommet, Nylon	#6	White	50
891360	Grommet 3/8 x 3/8 Head	#6	Yellow	50
890587	Retainer	#6	White	100
891385	Nylon Nut	#6	White	25
891456	Grommet, Screw Fits 7x7mm	#6	White	15
891629	Nylon Nut 6mm Square	#6	Natural	50
891630	Nylon Nut	#6	Natural	50
891638	Nylon Grommet	#6	Whitet	25
891304	Universal Nut	#6 or #8	Natural	50
891498	Nylon Nut	#6 or #8	Natural	50
891151	Grommet	#6 or #8	Black	25
891146	Grommet, Front	#6 or #8	Natural	50
890542	Grille Attachment Grommet	#6 or #8	Natural	50
891479	Grommet, Rear	#6 or #8	Natural	100
890100	Headlight Bezel Nut	#8	White	100
890116	Nylon Screw Grommet	#8	White	25
890144	Nylon Nut Square, 10mm x 10mm	#8	White	50
890361	Nylon Nut	#8	White	25
890494	Grommet, Nut Nylon	#8	Natural	100
891040	Grommet Door Panel, Nylon	#8	Natural	50
891150	Nylon Nut	#8	Black	25
891153	Grommet, Honda	#8	White	50
891159	Grommet, Ford Rear Bumper	#8	Natural	50
891306	Nylon Nut	#8	Natural	50
891383	Nylon Nut, 20mm Head	#8	White	10
891387	Nylon Nut, 15mm Head	#8	White	25
891388	Nylon Nut, 15mm Head	#8	Black	15
891389	Nylon Nut, 15mm Head	#8	Black	15
891511	Cowl Grommet	#8	Black	10
891578	Nylon Nut	#8	Blue	25
890833	Grommet	#8	Natural	50
891157	Grommet	#8	Natural	50
891628	Nylon Nut,	#8	White	25
891631	Nylon Nut 7mm Square	#8	Natural	50
891661	Nylon Nut 7mm Square	#8	Black	50
891795	Nylon Nut, 5/16 Hole	#8	Natural	50
891149	Nylon Nut	#8 or #10	Natural	50
891500	Nylon Nut	#8 or #10	White	50
890147	Nylon Nut Square, 8.5mm x 8.5mm	#10	White	50
890150	Nylon Nut Square, 13mm x 13mm	#10	Natural	25
890151	Nylon Nut Round, 17mm diameter	#10	Natural	25
890457	Nut, Nylon Square, 12mm x 12mm	#10	Natural	25
890480	Nut Headlight Bezel	#10	Black	100
891305	Nylon Nut, Width 12mm, Length 12mm	#10	Natural	50
891390	Nylon Nut	#10	Black	15
891561	Nylon Nut	#10	Black	25
891563	Nylon Nut 18mm Head	#10	Natural	25
891564	Nylon Nut 17mm Head	#10	Natural	25
891565	Nylon Nut 13mm Head	#10	White	50
890172	Fender Lining Screw Grommet	#12	Black	15



PART No.	DESCRIPTION	SCREW SIZE	COLOR	QTY.
890582	Wheel Apron Retainer	#12	Black	15
890761	Grommet Stem 18mm, Head 16mm	#12	Black	15
891041	Grommet Windshield Wash	#12	Natural	25
891356	Grommet Stm 18mm Head 1	#12	Natural	15
891361	Grommet 5/8 x 3/4 Head	#12	Natural	15
890138	Screw Grommet	#14	Black	25
890422	Nylon insert style nut	#14	White	50
890717	License Plate Nut	#14	Natural	50
890730	Square Nylon Nut	#14	Nylon nut.	50
890983	Grommet License 10x27 Square Hole	#14	White	15
891152	Grommet, Toyota	#14	Natural	50
891635	Tube Nut	3/8	Green	25
890977	Grommet License 8mm Square Hole	4mm	Black	50
890581	Grommet Nut	4.2mm	White	50
890871	Grommet Fender Splash Shield	4.2mm	Natural	50
890892	Grommet Dash Panel and Grille	4.2mm	Black	50
890145	Nylon Nut Square, 10mm x 10mm	4.8mm	White	50
891418	Nylon Nut, Front Fender Apron	5mm	Black	25
890395	Nylon Nut	5mm	Natural	25
890338	Plastic Nut Square	6mm	Black	25
890343	Plastic Nut Square	6mm	Black	100
890690	Hood Adjustment Nut, Nylon	6mm	Black	10
890872	Square Nylon Nut, M9.5	6.3mm	Black	15
891533	Nylon Insert Screw	7mm	White	25
891535	Nylon Insert Screw	9mm	White	15
891536	Nylon Insert Screw	9mm	White	25
891538	Nylon Insert Screw	9mm	Black	50
890169	Nylon Nut	9mm	Black	15
891158	Grommet	9.5mm Hole	Natural	25
890429	Grommet	10mm	Black	50
891211	Grommet	N/A	White	25
891558	Insert Fastener	N/A	Black	50

SECTION 203



*Justin
Pricing Analyst*

Driven...

"I understand downtime. I understand what it costs. And I do everything I possibly can to prevent it."

N51



VEHICLE PARTS & ACCESSORIES

BODY CLIPS & HARDWARE



AUTOMOTIVE BODY BOLTS, START POINT

PART No.	SIZE	LENGTH	HEX SIZE	WASHER DIA.	FINISH	QTY.
890466	#8	18mm	7mm	1/2	Phosphate	100
891105	#8	5/8	N/A	3/4	Black	100
891480	#10	3/4	5/16	19/32	Ylw Zinc	50
890244	#14	3/4	3/8	5/8	Zinc	100
890784	#14	3/4	3/8	1/2	Phosphate	50
890113	#14-14	7/8	3/8	13/16	Zinc	25
891391	1/4-14	3/4	3/8	5/8	Black	50
890890	5/16	1"	1/2	5/8	Black	50
891136	5/16-12	7/8	1/2	21/32	Black	100
891137	5/16-12	1"	1/2	21/32	Black	50
890786	5/16	3/4	1/2	7/8	Phosphate	25
891058	5/16-18	3/4	1/2	13/16	Blk phos	100
891553	5/16-18	13/16	1/2	41/64	Phos	50
891712	5/16	1"	7/16	11/16	Zinc	100
891093	3/18-16	1"	9/16	1"	Black	25
890463	M4.2-1.41	20mm	7mm	20mm	Blk Phos	50
890344	M4.2-1.41	20mm	6mm	17mm	Black	50
890259	M4.2-1.41	13mm	7mm	16mm	Phosphate	50
890368	M4.2-1.41	16mm	5mm	12mm	Black	50
890462	M4.2-1.41	16mm	7mm	12mm	Phosphate	100
890937	M4.2-1.41	17mm	7mm	9mm	Black	100
890218	M4.2-1.41	20mm	7mm	12mm	Phosphate	50
891308	M4.2-1.41	20mm	7mm	12mm	Black	50
890219	M4.2-1.41	20mm	7mm	16mm	Black	50
890449	M4.2-1.41	25mm	7mm	12mm	Phosphate	100
890640	M4.2-1.41	30mm	7mm	17mm	Phosphate	15
891324	M4.8-1.61	16mm	8mm	15mm	Zinc Yellow	50
890942	M4.8-1.61	17mm	8mm	DNA	Yellow	100
891072	M5.5-1.81	18mm	8mm	15mm	Ylw Zinc	50
890539	M6-1.0	20mm	10mm	13mm	Black	50
891394	M6-1.0	20mm	10mm	13mm	Zinc	50
890107	M6-1.0	20mm	10mm	17mm	Black	50
890470	M6-1.0	20mm	10mm	17mm	Phosphate	25
890919	M6-1.0	20mm	10mm	24mm	Black	50
890686	M6-1.0	25mm	10mm	13mm	Phosphate	50
890629	M6-1.0	25mm	10mm	17mm	Black	50
890464	M6-1.0	25mm	10mm	18mm	Phosphate	50
890250	M6-1.0	30mm	10mm	13mm	Phosphate	50
890251	M6-1.0	30mm	10mm	24mm	Phosphate	50
890306	M6-1.0	35mm	10mm	17mm	Blk Phos	50
890645	M6-1.81	20mm	10mm	17mm	Black	50
890228	M6.3	25mm	10mm	17mm	Blk Phos	100
890247	M6.3-1.0	20mm	10mm	17mm	Phosphate	25
890798	M6.3-1.0	25mm	10mm	17mm	Zinc	25
890685	M6.3-1.0	25mm	10mm	23mm	Black	100
890249	M6.3-1.81	16mm	10mm	17mm	Phosphate	50
890601	M6.3-1.81	18mm	10mm	22mm	Zinc/Yellow	25
890280	M6.3-1.81	20mm	10mm	18mm	Zinc/Yellow	25
890263	M6.3-1.81	30mm	10mm	24mm	Blk Phos	50
890222	M7.9	16mm	13mm	16mm	Black	50
890468	M8-1.25	30mm	10mm	22mm	Black	25
890109	M8-1.25	20mm	13mm	16mm	Blk Phos	50
890110	M8-1.25	25mm	13mm	24mm	Blk Phos	50
890823	M8-1.25	25mm	13mm	16mm	Phosphate	50
890302	M8-1.25	30mm	13mm	24mm	Phosphate	25
890304	M8-1.25	30mm	13mm	17mm	Phosphate	25
890887	M8-1.25	30mm	13mm	17mm	Black	25
891010	M8-1.25	31mm	13mm	17mm	Black	25
890446	M8-1.25	35mm	13mm	24mm	Phosphate	25
891092	M8-1.25	40mm	13mm	17mm	Black	50
890380	M10-1.50	30mm	15mm	29mm	Phosphate	10
890303	M10-1.50	40mm	15mm	29mm	Phosphate	25
890754	M10-1.50	45mm	15mm	30mm	Phosphate	10

SECTION 705



AUTOMOTIVE BODY BOLTS

PART No.	SIZE	LENGTH	HEX SIZE	WASHER DIA.	FINISH	CLASS	QTY.
891644	1/4 x 20	1-1/4	3/8	5/8	Stlss Sil		25
891522	5/16 x 18	1"	1/2	7/8	Phosphate		100
891455	M5-0.80	20mm	8mm	8mm	Black		50
891395	M6-1.0	25mm	8mm	13mm	Phosphate		50
891647	M5-1.59	16mm	8mm	16mm	Black Zinc		50
891013	M6-1.0	13mm	10mm	17mm	Black		50
890369	M6-1.0	16mm	10mm	17mm	Blk Fluor	9.8	50
890111	M6-1.0	20mm	10mm	17mm	Blk Phos		50
890502	M8-1.25	20mm	13mm	17mm	Black		50
890469	M8-1.25	25mm	13mm	17mm	Phosphate		50
890248	M8-1.25	25mm	13mm	17mm	Phosphate	9.8	25

SECTION 700

AUTOMOTIVE HEX, WASHER AND LOCK NUTS



PART No.	DESCRIPTION	THREAD SIZE	WASHER DIA	HEX SIZE	QTY.
891115	Flange Nut with Washer	3/8-16	7/8	9/16	25
891648	Metric Hex Flange Nuts	M5-0.8	11.5mm	8mm	50
890377	Hex Nut with Washer	M5-0.8	15mm	10mm	50
890651	Hex Nut with Washer	M5-0.8	19mm	10mm	50
891009	Hex Nut, Free Spin Washer	M5-0.8	19mm	10mm	25
890824	Hex Nut, Free Spin Washer	M6-1.0	14mm	10mm	50
890703	Flange Nut with Washer	M6-1.0	14mm	10mm	10
890317	Hex Nut with Washer	M6-1.0	16mm	10mm	25
890132	Hex Nut, Free Spin Washer	M6-1.0	16mm	11mm	50
890787	Hex Nut with Washer	M6-1.0	18mm	10mm	50
890566	Hex Nut with Washer	M6-1.0	19mm	10mm	50
890550	Hex Nut, Free Spin Washer	M6-1.0	19mm	11mm	50
890265	Hex Nut, Free Spin Washer	M6-1.0	19mm	11mm	25
890337	Hex Nut with Washer	M6-1.0	24mm	11mm	50
890756	Metric Hex Nut	M6-1.0	24mm	11mm	25
890130	Hex Nut with Washer	M6.3-1.0	16mm	11mm	50
891513	Hex Nut with Washer	M6.3-1.0	19mm	11mm	50
890678	Hex Nut with Washer	M8-1.25	19mm	13mm	25
890146	Hex Nut with Washer	M8-1.25	19mm	13mm	25
891001	Flange Nut with Washer	M8-1.25	24mm	10mm	25
890460	Hex Nut, Free Spin Washer	M10-1.5	24mm	15mm	25
891517	Hex Nut, Free Spin Washer	M10-1.5	24mm	15mm	25
891396	Flange Nut	M10-1.5	21mm	15mm	25
891367	Flange Nut with Washer	M12-1.75	28mm	18mm	10

SECTION 300

Cut costs by reducing your vendors. Imperial's Specialty Programs can help.


N52



CALL 1-800-558-2808 / FAX 1-800-553-8769 / WWW.IMPERIALSUPPLIES.COM

BODY CLIPS & HARDWARE


AUTOMOTIVE PUSH NUTS, THREADED & NON-THREADED



PART No.	DESCRIPTION	BOLT DIA.	O.D.	FINISH	QTY.
37256	For Threaded Fastener	#6	11/32"	Zinc	100
37250	For Threaded Fastener	#8	3/8"	Blk Phos	100
891022	For Non Threaded Fastener	#8	7/16"	Zinc	100
37257	For Threaded Fastener	#10	7/16"	Blk Phos	100
37282	For Non Threaded Fastener	1/8"	3/8"	Zinc	100
891632	For Non Threaded Fastener	3/16"	7/16"	Zinc	100
37251	For Threaded Fastener	1/4"	1/2"	Blk Phos	100
891783	For Non Threaded Fastener	.240"	17/32"	Zinc	100
891650	For Non Threaded Fastener	1/4"	17/32"	Zinc	100
37259	For Non Threaded Fastener	5/16"	15/16"	Zinc	50
37252	For Threaded Fastener	5/16"	5/8"	Blk Phos	100
37253	For Threaded Fastener	3/8"	25/32"	Blk Phos	100
37264	For Non Threaded Fastener	3/8"	15/16"	Zinc	50
891330	For Non Threaded Fastener	3/8"	3/4"	Zinc	100
37254	For Threaded Fastener	7/16"	27/32"	Blk Phos	100
37255	For Threaded Fastener	1/2"	15/16"	Blk Phos	100
37258	For Non Threaded Fastener	1/2"	1"	Zinc	100
891664	For Non Threaded Fastener	M3.2	9.5mm	Zinc	100
890158	For Non Threaded Fastener	M4	11mm	Black	100
890258	For Non Threaded Fastener	M5	11mm	Zinc/Yellow	100
890895	For Non Threaded Fastener	M5	11mm	Black	100
890389	For Threaded Fastener	M6-1.0	17mm	Zinc	100
890676	For Threaded Fastener	M6-1.0	13mm	Zinc	100
890159	For Threaded Fastener	M6-1.0	13mm	Black	100
890160	For Threaded Fastener	M6.3	13mm	Black	100
890161	For Threaded Fastener	M8	16mm	Zinc	100
890445	For Threaded Fastener	M8-1.25	24mm	Dacromet	50
890163	For Threaded Fastener	M10-1.5	24mm	Dacromet	100
890704	For Threaded Fastener	M10-1.5	20mm	Black	50
890162	For Threaded Fastener	M12	21mm	Black	100
891086	For Threaded Fastener	M14	25mm	Blk Phos	50
37276	Hex Pal Nut	1/2-20X3/4		Zinc	100

SECTION 400

AUTOMOTIVE PUSH NUTS, THREAD CUTTING



PART No.	DESCRIPTION	STUD SIZE	WASHER DIA.	FINISH	QTY.
891649	Pal Nut	10-24	1/2	Zinc	100
37276	Pal Nut	1/2-20	3/4	Zinc	100
37270	Push Nut	1/8	5/16	Zinc	100
37273	Push Nut	5/32	9/16	Zinc	100
37271	Push Nut	3/16	5/8	Zinc	100
891023	Push Nut	3/16	1/2	Zinc	200
891004	Push Nut	1/4	11/16	Zinc	100
37274	Push Nut	1/4	11/16	Zinc	100
37272	Push Nut	5/16	7/8	Zinc	100
891003	Push Nut	5/16	3/4	Zinc	100
890232	Push Nut	M3.2	11mm	Zinc	50
890584	Push Nut	M4	11mm	Black	100
890233	Pal Nut	M5	14mm	Zinc	100
890257	Push Nut	M5	15mm	Black	100
890586	Push Nut	M5	15mm	Black	100
890234	Push Nut	M6.3	18mm	Zinc	100
890231	Push Nut	M6.3	24mm	Zinc	100
891782	Push Nut	M8	20mm	Zinc	100

SECTION 401



NUTS AND GROMMETS

PART No.	DESCRIPTION	SIZE	FINISH	QTY.
890534	Door Panel Nut	#6	Phos	25
891477	Dash Panel Nut	#8	Phos	25
890536	Door Window Moulding Nut	#8	Zinc	25
890604	Head Lamp Retainer	#8	N/A	25
891216	Screw Grommet	#8	Black	10
891507	Nut Door Panel	#10	Zinc	25
891615	Specialty Insert	1/4-20	Zinc	15
891469	Nut Trim	M6-1.0	Zinc	5
891033	Metric Jack Nut	M6-1.0	Zinc	10
890738	Specialty Insert W/sealer	M6-1.0	Zinc/Yellow	15
891039	Specialty Insert	M6-1.0	Zinc	15
890571	Nutsert	M6-1.0	N/A	10
890425	Grommet	N/A	Black	25
890518	Grommet	N/A	Black	50
890455	Radiator Grille Nut	N/A	Zinc	25

SECTION 000000

Visit the Imperial website.
www.imperialsupplies.com

N53




VEHICLE PARTS & ACCESSORIES

BODY CLIPS & HARDWARE

AUTOMOTIVE MISCELLANEOUS TRIM, MACHINE, SHEET METAL SCREW

PART NO.	DESCRIPTION	DRIVE HEAD	HEAD	THREAD	LENGTH	WASHER DIA.	FINISH	QTY.
890924	Body Bolt	Hex	Hex	M4.2-1.41	20mm	17mm	Phosphate	50
891127	Body Bolt	Torx	Round	M6-1.0	25mm	18mm	Zinc	50
891017	Cowl Top Vent Grille	Phillips	Round	#10	2-1/16	9/16	Black Nyl'n	25
891016	Cowl Top Vent Grille	Phillips	Round	#10	1-1/32	9/16	Black Nyl'n	50
891309	Machine Screw	Phillips	Oval	#8-32	1/2	—	Zinc	50
891020	Pan Head Sems	Phillips	Round	M4.2-1.41	20mm	16mm	Phosphate	50
891472	Pan Head Trim Screw	Phillips	Round	#8	1/2	3/8	Chrome	100
890342	Phillips Screw	Phillips	Pan	M4.2-1.41	15mm	12mm	Phosphate	100
890501	Phillips Screw	Phillips	Oval	#8-18	1	3/8	Phosphate	100
890500	Phillips Screw	Phillips	Oval	#8-18	3/4	3/8	Phos/Oil	100
891722	Tapping Screw	Phillips	Pan Head	#10	3/4	—	Phosphate	50
890225	Tapping Screw	Phillips	Round	#10-16	3/4	1/2	Phosphate	100
890243	Tapping Screw	Phillips	Oval	#14	1"	—	Zinc	100
891024	Tapping Screw	Phillips	Pan	#8	1	—	Phosphate	100
891512	Tapping Screw	Phillips	Oval	#8	1-3/4	—	Phosphate	100
890241	Tapping Screw	Phillips	Flat	#8	1/2	—	Zinc	100
891138	Tapping Screw	Phillips	Round	#8	1/2	23/64	Zinc	100
891166	Tapping Screw	Phillips	Round	#8	1/2	1/2	Phosphate	100
890246	Tapping Screw	Phillips	Oval	#8	1"	—	Phosphate	100
891524	Tapping screw	Phillips	Oval	#8	1"	—	Phosphate	500
891079	Tapping Screw	Hex	Hex	M4.8-1.61	19mm	15mm	Phosphate	50
891595	Tapping Screw Sems	Phillips	Round	#8	3/4	1/2	Phosphate	50
891548	Tek Screw	Phillips	Pan	#10	1"	—	Phosphate	—
890927	Tek Screw	Phillips	Oval	#10	5/8	7/16	Clear Zinc	100
890269	Tek Screw	Hex	Hex	#8	3/4	—	Black	100
890560	Torx Screw	Torx Pan	Round	M6-1.0	26mm	16mm	Chrome	15
891088	Torx Screw	Torx	Pan	M6-1.0	21mm	16mm	Chrome	25
891087	Torx Srew	Torx	Flat	M8-1.25	19mm	—	Chrome	50
891089	Trim Screw	Phillips	Oval	#10	1	—	Phosphate	100
891570	Trim Screw	Phillips	Flat	#10	1/2	15/32	Phosphate	100
891473	Trim Screw	Phillips	Oval	#10	5/8	—	Chrome	100
891303	Trim Screw	Oval	Round	#10-16	3/4	—	Chrome	100
890504	Trim Screw	Phillips	Oval	#8-18	1-1/4	1/2	Chrome	100
891448	Trim Screw	Phillips	Round	M4.2-1.41	16mm	11mm	Chrome	50
890979	Truss Head	Square	Round	M14	34mm	—	Blk Plastic	15


SECTION 500 MISC



AUTOMOTIVE BUMPER BOLTS

PART NO.	HEAD DESCRIPTION	SIZE	LENGTH	HEAD DIA.	SHOULDER LENGTH	QTY.
891588	Stainless Steel Cap	5/16-18	3/4	3/4	3/16	25
891190	Chrome Plated Capped Head	5/16-18	7/8	11/16	—	25
890633	Stainless Steel Cap	5/16-18	1"	3/4	3/16	25
891587	Stainless Steel Cap	3/8-16	1"	27/32	3/16	25
891131	Round Polished Stainless Steel Capped Head	3/8-16	1-1/4	27/32	—	25
891132	Round Polished Stainless Steel Capped Head	7/16-14	1-1/4	31/32	—	25
891589	Uncapped Round Head	7/16-14	1-1/4	15/16	7/32	25
891372	Zinc Plated Capped Head	7/16-14	1-1/2	15/16	—	25
891133	Round Polished Stainless Steel Capped Head	1/2-13	1-1/2	1-3/32	—	25
890242	Round Polished Stainless Steel with Nuts	1/2-13	1-1/2	1-3/32	—	10
890114	Stainless Steel Cap	M8-1.25	20mm	19mm	2mm	25
891344	Stainless Steel Cap	M8-1.25	25mm	19mm	3mm	25
890123	Stainless Steel Cap	M12-1.75	40mm	28mm	5mm	5

SECTION 510



N54



CALL 1-800-558-2808 / FAX 1-800-553-8769 / www.IMPERIALSUPPLIES.com

BODY CLIPS & HARDWARE

AUTOMOTIVE U-NUTS, EXTRUDED

PART NO.	DESCRIPTION	SCREW SIZE	PANEL RANGE	CENTER OF HOLE TO EDGE	MATERIAL	FINISH	OEM PART NUMBER	QTY.
890142	U-Nut Extruded	#10	up to 1mm	11mm	Black Nylon	—	Multiple (5)	15
890283	U-Nut Extruded	#10	up to 3mm	14mm	Black Nylon	—	—	10
37039	U-Nut Extruded	10-24	.25" - .125"	15/32	Steel	Black Phosphate	—	50
890785	U-Nut Extruded	#14	up to 1mm	15mm	Black Nylon	—	53879-22010	15
891085	U-Nut Extruded	1/4 - 20	.20 - .330"	0.81"	Protruding	Black Phosphate	1480627, 1494252	50
890934	U-Nut Extruded	1/4-20	.040" - .080"	17/32	Steel	Black Phosphate	—	50
891021	U-Nut Extruded	3/8 - 16	.05 - .200"	1.1"	Steel	Black Phosphate	6023171, 45264	50
891084	U-Nut Extruded	5/16 - 18	.025 - .150"	9/16	Steel	Black Phosphate	11500654, N62330-S2	50
891176	U-Nut Extruded	M4.7	.6 - 3.8mm	9.5mm	Steel	Zinc	11500657	50
890124	U-Nut Extruded	M5 - .80	.8 - 4mm	15.8mm	Steel	Black Phosphate	63848-D0100	25
891183	U-Nut Extruded	M5	up to 1mm	9mm	Black Nylon	—	90467-05114	10
891184	U-Nut Extruded	M5.5	up to 1mm	14mm	Black Nylon	—	11503715	25
890308	U-Nut Extruded	M6 - 1.00	.34 - 4mm	19.5mm	Steel	Black Phosphate	11503715	50
890472	U-Nut Extruded	M6 - 1.00	.34 - 4mm	19.5mm	Steel	Black Phosphate	1016957	25
890309	U-Nut Extruded	M6 - 1.00	.8 - 4mm	13.5mm	Steel	Black Phosphate	11503716	50
890471	U-Nut Extruded	M6 - 1.00	.8 - 4mm	13.5mm	Steel	Black Phosphate	11504978	25
891554	U-Nut Extruded	M6 - 1.00	1 - 5mm	14.5mm	Steel	Zinc Organic	6101308	50
890128	U-Nut Extruded	M6 - 1.00	1.5 - 5.5mm	28mm	Steel	Black Phosphate	11504047	25
890689	U-Nut Extruded	M6 - 1.00	3.4 - 6.3mm	13.5mm	Steel	Black Phosphate	N805889-5100	15
891175	U-Nut Extruded	M6 - 1.00	4.6 - 5.6mm	21mm	Steel	Black Phosphate	11503685	50
890262	U-Nut Extruded	M6.3 - 1.00	.8 - 4mm	13.5mm	Steel	Black Phosphate	—	50
37154	U-Nut Extruded	M8 - 1.25	.8 - 4mm	14.5mm	Steel	Black Phosphate	—	25
37153	U-Nut Extruded	M8 - 1.25	.39 - 4.4 mm	20.6mm	Steel	Zinc	11500661	25
890378	U-Nut Extruded	M10 - 1.50	1 - 6mm	19mm	Steel	Black Phosphate	11500662	10
890467	U-Nut Extruded	M10 - 1.50	1.5 - 5.5mm	19mm	Steel	Black Phosphate	—	10
890125	U-Nut Extruded	M10 - 1.50	1.5 - 5.5mm	28mm	Steel	Black Phosphate	11515614	4
891357	U-Nut Extruded	M12 - 1.75	1.5 - 5.5mm	33mm	Steel	Black Phosphate	—	4

SECTION 201



AUTOMOTIVE U-NUTS, SPRING

PART NO.	DESCRIPTION	SCREW SIZE	PANEL RANGE	CENTER OF HOLE TO EDGE	QTY.
891192	U-Nut, Spring	1/2	.025" - .150"	3/8	100
890314	U-Nut, Spring	#8	.125" - .250"	3/8	100
890688	U-Nut, Spring	#10	.025" - .150"	9/16	50
891002	U-Nut, Spring	#10 - 16	.100" - .250"	3/8	100
891008	U-Nut, Spring	4.2 - 1.41mm	3.18 - 6.36mm	10mm	100
890239	U-Nut	4.2 - 1.41mm	1.9 - 5.0mm	9mm	100

SECTION 202

AUTOMOTIVE U-NUTS AND J-NUTS

PART NO.	DESCRIPTION	SCREW SIZE	PANEL RANGE	CENTER OF HOLE TO EDGE	QTY.
37230	U-Nut	#6-32	.025 - .125"	3/8	50
890237	U-Nut	#8	.025 - .091"	3/8	100
890312	J-Nut	#8	.025" - .035"	3/8	100
891135	J-Nut	#8	.025" - .040"	9/32	100
891061	U-Nut	#8	0.5 - 1.7mm	8mm	50
891398	U-Nut	#10	.025" - .065"	3/8	100
891134	U-Nut	#10	.027" - .045"	3/16	100
890238	U-Nut	#10	up to 3mm	14mm	50
891188	U-Nut, Nylon	#12, M6	up to 2mm	9mm	15
890934	U-Nut	1/4-20	.040" - .080"	17/32	50
891117	U-Nut	2.9mm	0.5 - 1.5mm	6mm	50
891118	U-Nut	3.5mm	0.5 - 1.5mm	8mm	50
891067	U-Nut	4.2mm	0.5 - 2.5mm	14mm	25
891194	U-Nut	4.2mm	1.47 - 1.41mm	7mm	100
891075	U-Nut	4.2mm	3 - 4 mm	7mm	50
891070	U-Nut	4.3mm	0.5 - 2.5mm	8mm	50
891116	U-Nut	4.8mm	0.5 - 1.7mm	7mm	50
891078	U-Nut	4.8mm	0.5 - 3.0mm	11mm	50
891397	U-Nut, Nylon	4.8mm	1.5mm	8mm	15
891210	U-Nut	4.8mm	2.5 - 3.75mm	8mm	50
891077	U-Nut	5.6mm	1.2 - 2mm	11mm	50
891064	U-Nut	6.3mm	0.7 - 1.5mm	13mm	50
891063	J-Nut	6.5mm	0.7 - 1.5 mm	13mm	50
891062	U-Nut	6.5mm	0.7 - 1.5mm	13mm	50
891065	U-Nut	6.5mm	1.2 - 2mm	10mm	50

SECTION 200

Cut costs by reducing your vendors. Imperial's Specialty Programs can help.


N55



VEHICLE PARTS & ACCESSORIES

BODY CLIPS & HARDWARE

MISCELLANEOUS AUTOMOTIVE CLIPS, HOOD, DOOR AND BODY PANEL CLIPS



PART NO.	DESCRIPTION	MATERIAL/ COLOR	SIZE	QTY.
891623	Belt Moulding Clip Honda	White	20mm x 27mm	10
891155	Body Grille Clip Metric	Black	13mm x 22mm	25
890174	Bumper Strip Retainer	Stainless Steel	1 1/16 x 1/2	50
890978	Clip Cowl Vent, Radiator	Black	8mm x 25.4mm	15
890506	Clip-Door Lock	Pink	1/16	50
890508	Clip-Door Lock Rod End, Left	Green	5/32 Rod	50
890507	Clip-Door Lock Rod End, Right	Blue	5/32 Rod	50
891320	Clip, Body Side Moulding	Black	N/A	10
890495	Clip, Body Sill Molding	Plastic	N/A	100
891640	Clip, Door Lock Rod End	Plastic	.156"	100
891318	Clip, Door Lock Rod End	Green	4mm	25
891317	Clip, Door Lock Rod End	White	5/32	50
891362	Clip, Door Lock Rod End	Yellow	5mm Hole	10
37112	Clip, Door Rod Clip	Yellow	5/32	25
891597	Clip, Hood Prop Rod	White	8mm	15
891213	Clip, Rod End Clip	N/A	4mm	25
890990	Door and Fender Clip	White	12mm x 29mm	25
890777	Door and Tailgate Rod Clip	Yellow	10-24 Rod	15
890733	Door Belt Moulding Clip, Nylon	White	N/A	15
891340	Door Hinge Bushing	Brass	11/32 x 1/2	25
891341	Door Hinge Bushing	Brass	25/64 x 17/32	25
890590	Door Hinge Bushing	Brass	5/16ID, 31/64 O	25
891659	Door Hinge Bushing	Brass	1/2	25
891338	Door Hinge Bushing 1/2	Brass	3/8 x 1/2	25
891311	Door Hinge Bushings	Brass	31/64 x 11/32	25
891481	Door Hinge Pin Kit GM	Steel	N/A	1
890451	Door Lock Pawl, Left Side	Pink	N/A	1
890728	Door Lock Pawl, Right Side	White	N/A	1
891568	Door Lock Rod Clip	Steel	N/A	25
37034	Door Lock Rod End	Natural	N/A	25
891567	Door Lock Rod End Clip, Left	Black	1/4"	50
891506	Door Lock Rod End Clip, Left	Black	5mm Hole	10
890737	Front Bumper Chrome Fastener	N/A	5/8 x 1"	10
891626	Front Bumper Cover Clip	Black	25mm x 34mm	5
890122	Front Bumper Cushion Clip	N/A	11/16 x 1/2 SS	50
891121	Garnish Trim Clip	Steel	15/16 x 11/16	10

PART NO.	DESCRIPTION	MATERIAL/ COLOR	SIZE	QTY.
891329	Grill Clip 13mm W x 23mm L	Plastic	13mm x 23mm	25
890893	Grille Attachment Grommet	White	M4.2	50
891637	Grille Clip, Overall Length	Black	22mm	25
890739	Grille to Fascia Fastener	Black	N/A	15
890857	Grommet Front Rear Bumper Cover	Plastic	5mm	15
890903	Grommet-Kick Panel	White Nylon	23mm Head	25
891006	Hinge Pin	Steel	5/16 x 4-1/8	5
891651	Hinge Pin	Steel	11/32 x 4-5/32	5
37114	Hood Adjusting Bolt and Bumper	N/A	5/16-18 x 2 1/4	5
890691	Hood Adjustment Bumper	N/A	M6-1.0 x 44	5
37110	Hood Prop Rod Pivot Clip	White	7/32	15
37111	Hood Prop Rod Support Clip	White	5/16	25
891374	M5-.8 Specialty Insert	Steel	M5-.8	15
891373	M6-1.0 Specialty Insert	Steel	M6-1.0	15
891364	Radiator and Bumper Clip	Steel	5/8 x 1"	15
890732	Radiator Grill Fastener	Green	26mm x 26mm	10
891130	Radiator Grille Clip Retainer	Steel	5/8 x 1 1/8	25
890968	Retainer and Lock Ring	N/A	N/A	5
891791	Retainer Bumper Moulding	Plastic	14mm Long	25
891466	Retainer Clip Grill Clip	Steel	N/A	5
890360	Retainer Door Scuff Plate	Zinc	1/2x1/2x5/8	25
891327	Retainer, Clip Front Bumper	Plastic	N/A	10
891178	Retainer, Lower Grille	Steel	N/A	15
891207	Rubber Hood - GM	Black	15/16	10
890869	Square Drive Truss Head Screw	Blk Plastic	M7.5 x 35	15
890920	Weather Strip Clip	Steel	5mm Hole	50
891038	Window Clip,	Steel	1/2 W x 9/16 H	25
891051	Window Clip,	Steel	1/2 W x 5/8 H	25
891633	Wire Clip Spring Retaining	Steel	9/32	100
891657	Panel Turn Retainer	Black	N/A	25

SECTION 802 MISC.

AUTOMOTIVE WIRING, SPLIT LOOM AND CABLE ROUTING

PART NO.	COLOR	DESCRIPTION	INNER DIA.	OUTER DIA.	FITS TUBE	FITS HOLE	QTY.
890331	Black	Wire Loom Clips	13/32	19/32	5/8	1/4	25
890725	Black	Wire Loom Clips	1/4	3/8	3/8	1/4	15
890727	Black	Engine Wire Clip	1/4	3/8	1/4	1/4	25
890779	Black	Wire loom Clip	1/2	11/16	11/16	1/4	15
890932	Black	Tube and Wire Clip	1/4	3/8	1/4	1/4	50
890933	Black	Tube and Wire Clip	1/2	5/8	1/2	1/4	50
890939	Black	Tube and Wire Clip	1-1/4	1-1/2	1-1/4	1/4	25
890726	Gray	Wire Loom Clips	10mm	13mm	13mm	6.3mm	15
890729	White	Cable Clip	8mm	10mm	8mm	6.3mm	25
891363	Black	Wire Loom Clip	10mm	13mm	10mm	6.3mm	25
891573	White	Window Wash Clip	3mm	5mm	7mm	6.3mm	15
891793	Black	Tube and Wire Clip	10mm	16mm	10mm	6.3mm	50
891412	Black	Wire Loom Clip	19mm	24mm	19mm	6.35mm	15
891413	Black	Wire Loom Clip	9mm	12mm	9mm	6.35mm	50
891414	Black	Wire Loom Clip	13mm	16mm	13mm	6.35mm	50



If you can't find the products you are looking for, call us, and we will find it for you.

N56

SECTION 116



CALL 1-800-558-2808 / FAX 1-800-553-8769 / WWW.IMPERIALSUPPLIES.COM

VEHICLE PARTS & ACCESSORIES

BODY CLIPS & HARDWARE

AUTOMOTIVE BODY BOLTS, DOG POINT



PART No.	THREAD SIZE	LENGTH	HEX SIZE	WASHER DIA.	FINISH	QTY.
891095	1/4-20	3/4	7/16	3/4	Black	50
37333	1/4-20	7/8	7/16	3/4	Znc Ylw Di	50
37334	1/4-20	1-1/8	7/16	3/4	Znc Ylw Di	50
891094	5/16-18	3/4	1/2	13/16	Blk Phos	50
890301	5/16-18	15/16	1/2	1/2	Blk Phos	50
891059	5/16-18	1	1/2	13/16	Blk Phos	50
891057	5/16-24	1	1/2	13/16	Blk Phos	50
890891	5/16-18	1-3/16	1/2	7/8	Black	50
37335	5/16-18	1-1/4	1/2	13/16	Znc Ylw Di	50
891060	3/8-16	1-1/8	9/16	3/4	Blk Phos	25
890300	3/8-16	1-3/16	9/16	1	Blk Phos	50
890224	M4-0.07	16mm	7mm	12mm	Black	100
890458	M5-.08	20mm	8mm	12mm	Phosphate	50
890886	M6-1.0	18mm	8mm	19mm	Black	50
891532	M6-1.0	18.5mm	11mm	19mm	Phos	50
37331	M6-1.0	22mm	8mm	19mm	Blk Phos	100
890334	M6-1.0	22.5mm	8mm	19mm	Znc Ylw	50
890335	M6-1.0	25mm	10mm	19mm	Phosphate	25
890349	M6-1.0	27mm	8mm	19mm	Phosphate	50
890348	M6-1.0	28mm	8mm	19mm	Znc Ylw	25
890619	M6-1.0	30mm	10mm	19mm	Zinc	25
891056	M6-1.0	42mm	10mm	19mm	Black	25
890575	M8-1.25	25mm	10mm	22mm	Black	25
890889	M8-1.25	25mm	13mm	15mm	Black	50
890757	M8-1.25	42mm	10mm	22mm	Phosphate	25

SECTION 710


AUTOMOTIVE HEADLIGHT ADJUSTMENT SCREWS



PART No.	DESCRIPTION	SCREW SIZE	QTY.
890894	Adjusting Screw Nut	#12-28 x 1-3/4	25
890885	Grill and Headlight Clip	N/A	25
890853	Grommet Tail Light	N/A	50
891143	Grommet, Headlight	#6 Screw	25
37001	Head lamp Adjusting Nut/Screw Assembly	1/4-28 x 2"	25
37030	Head lamp Adjusting Screw	1/4-28 x 2-1/8	25
890567	Head lamp Adjustment Screw	12-28 x 1-3/8	25
890632	Head lamp Adjustment Screw	M6 x 60mm	5
37031	Head lamp Screw and Nut	1/4-28 x 2"	10
891145	Head Light Adjusting Assembly	#12-28 x 1-3/4	25
891144	Headlight Adjusting Assembly	1/4-28 x 1-3/4	10
890623	Headlight Adjusting Assembly	12-28 x 1-3/4	25
890597	Headlight Adjusting Assembly	M6 x 50mm	5
890624	Headlight Adjusting Assembly with Nut	N/A	10
891592	Headlight Adjusting Nut	Green	50
891368	Headlight Adjusting Pivot	Fits 13mm sq hole	25
890631	Headlight Adjusting Ring	3/8 Tab	25
891666	Headlight Adjusting Screw	M6 x 42mm	5
891591	Headlight Adjusting Screw	1/4-20 x 1 3/4	25
891590	Headlight Adjusting Screw	1/4-28 x 1 7/8	25
890318	Headlight Adjusting Screw and Nut	1/4-28 x 2"	10
890319	Headlight Adjusting Screw Nut Nylon	1/4/-20	25
891624	Headlight Bracket Clip	25mm L, 40.5 W	4
891667	Headlight Component Clip	N/A	25
891576	Headlight Cover Grommet	N/A	25
891120	Headlight Grommet/Seal	13mm x 20mm	10
890268	Headlight Pivot Retaining Clip	N/A	25
891076	Metric Spring Washer	M12	25
890679	Metric Spring Washer	M4	50
890332	Radiator Grille to Headlight Nut	#8 or #10	25

SECTION 801

AUTOMOTIVE FUEL AND ENGINE MISCELLANEOUS CLIPS



PART No.	DESCRIPTION	FITS ROD DIA.	SIDE	QTY.
37091	Carburetor Throttle Rod Clips	1/4	Right	25
37092	Carburetor Throttle Rod Clips	1/4	Left	25
37089	Carburetor Throttle Rod Clips	3/16	Right	25
37090	Carburetor Throttle Rod Clips	3/16	Left	25
37087	Carburetor Throttle Rod Clips	5/32	Right	25
37088	Carburetor Throttle Rod Clips	5/32	Left	25
37098	Fuel Line Retainer Clip, Natural	5/16	—	25
37099	Fuel Line Retainer Clip, Black	3/8	—	25
37095	Throttle End Clip, 5/32 GRV	1/4	—	25
891050	Spark Plug Wire Holder	4-7mm	—	25
37097	Wire Cable Stop 3/8'L, 5/16 OD, 3/32			25

SECTION 803

MISCELLANEOUS AUTOMOTIVE CLIPS, WINDSHIELD AND GLASS



PART No.	DESCRIPTION	MATERIAL	QTY.
890535	Clip Windshield Moulding	Steel	25
891028	Glass Setting Channel, EPDM Dense Rubber	Rubber	50 ft
890516	Quarter Window Outside Reveal Moulding	Nylon	50
891423	Rear Mirror Windshield Mount	Steel	2
890638	Retainer Clip for Windshield Upper Moulding	Steel	100
890639	Upper Windshield Moulding Clip	Nylon	100
891177	Weatherstrip Retainer	Nylon	50
890182	Window Crank Handle Clip	Steel	50
891140	Window Crank Handle Retaining Clip	Nylon	100
891322	Windshield Moulding Clip	Nylon	25
890509	Windshield Moulding Clip Upper	Nylon	50
890515	Windshield Moulding Clip Upper	Nylon	10
891220	Windshield Reveal Moulding Clip	Nylon	15
890909	Windshield Setting Block	Nylon	5
891575	Windshield Side Moulding Clip	Nylon	15

SECTION 804

NATIONAL DISTRIBUTOR OF QUALITY MAINTENANCE SUPPLIES SINCE 1958

N57



VEHICLE PARTS & ACCESSORIES

BODY CLIPS & HARDWARE

SHIMS

PART No.	DESCRIPTION	THICKNESS	FINISH	QTY.
891081	Shim, 1-3/16 x 1-15/32	1/32	Zinc	25
37289	Shim, 1 1/4 x 1 1/8	1/16	Zinc	100
37290	Shim 1-1/4 x 1-1/2	1/16	Zinc	50
37297	Steel Shim 1-1/2 x 2-1/2	1/16	Zinc	50
890336	Shim, 1-1/8" x 1-1/8	1/16	Zinc	50
891034	Shim, 15/16 Round	1/16	Zinc	50
37291	Shim, 1 1/4 x 1 1/8	1/8	Zinc	100
37296	Shim 1-3/4 x 1-1/4	1/8	Zinc	50
37298	Shim 1-1/2 x 2-1/2	1/8	Zinc	50
890229	Shim 1-1/4 x 1-3/4	1/8	Zinc	50
891035	Shim, 15/16 Round	1/8	Zinc	50
891036	Shim, 1-1/8" x 1-1/8	1/8	Zinc	50
890346	Shim, 2" x 1 1/2	1/8	Zinc	50



SECTION 806

AUTOMOTIVE RUBBER OR PLASTIC BUMPERS, CUSHIONS

PART No.	DESCRIPTION	HOLE SIZE	PLUG MATL.	COLOR	QTY.
891206	Rubber Bumper, Push, Black	1/8			25
891202	Rubber Bumper, Push, Black	5/32			25
891201	Rubber Bumper, Push, Black	3/16			25
891203	Rubber Bumper, Push, Black	3/16			25
891196	Rubber Bumper, Push, Black	1/4			25
891197	Rubber Bumper, Push, Black	1/4			25
891205	Rubber Bumper, Push, Black	1/4			25
891114	All Purpose Rubber Bumper, Black	5/16			25
891195	All Purpose Rubber Bumper, Black	5/16			25
891198	Rubber Bumper, Push, Black	5/16			25
891199	Rubber Bumper, Push, Black	5/16			25
891204	Rubber Bumper, Push, Black	7/16			25
890134	Plastic Hole Plug	1/2			100
890618	Plastic Plug Button, Black	1/2			100
891106	Black Plastic Plug, Flush Sheet Metal	5/8			100
891585	Rubber Grommet	5/8			25
890675	Black Plastic Plug, Flush Sheet Metal	3/4			100
891126	Plastic Plug Button	3/4			50
890659	Black Plastic Plug, Flush Sheet Metal	1"			100
890439	Black Plastic Plug, Flush Sheet Metal	1-1/2			25
890440	Black Plastic Plug, Flush Sheet Metal	1-3/4			25
890441	Black Plastic Plug, Flush Sheet Metal	2"			10
891580	Rubber Bumper, Push, Black	N/A			25
891581	Rubber Bumper, Push, Black	N/A			25
891582	Rubber Bumper, Push, Black	N/A			25
891583	Rubber Bumper, Push, Black	N/A			25
891584	Rubber Bumper, Push, Black	N/A			25
891586	Rubber Bumper, Push, Black	N/A			25
890425	Front Air Deflector Grommet	N/A			25



SECTION 808

AUTOMOTIVE LICENSE PLATE SCREWS

PART No.	HEAD	HEAD DIA.	SIZE	FINISH	QTY.
890245	Slotted Truss	9/16	14 x 3/4	Zinc	100
70805	Slotted Hex Washer		14 x 3/4	Zinc	50
70805-4	Slotted Hex Washer		14 x 3/4	Zinc	1000
70802	Indented Washer	5/16 Hex A/F	1/4-14 x 5/8	Blk Phos	25
70850	Slotted Hex Washer	5/16 Hex	1/4 x 5/8		50
891639	Indented Hex Slotted	5/16 Hex	1/4 x 5/8	Black	50
891018	Duo-Drive Truss	14mm	M6-1.8 x 20		50
891048	Indented Hex Phillips Washer Head	10mm A/F	M6-1.8 x 20	Gold	50
891108	Phillips Pan Head	12mm	M6-1.0 x 20	Black	50
891646	Slotted Washer Head	14mm	M6 x 16mm	Zinc	50



SECTION 514

PLUG BUTTONS

- Nickel plated.

PART No.	HOLE SIZE	HEAD DIA.	WORKING THICKNESS	QTY.
5091	3/8	1/2	.037 - .078	100
5093	1/2	21/32	.037 - .062	50
5095	3/4	15/16	.037 - .093	50
5096	7/8	1-1/16	.031 - .093	50
5097	1"	1-1/8	.062 - .093	25



PLUG BUTTONS

- Black nylon.

PART No.	HOLE SIZE	HEAD DIA.	WORKING THICKNESS	QTY.
5294	5/8	51/64	1/32 - 5/64	50
5286	1/2	43/64	1/32 - 9/64	50



AUTOMOTIVE NUT, BARREL STYLE

PART No.	STUD SIZE	FITS HOLE	PANEL RANGE	QTY.
37262	3/32	1/8	.032 - .040	100
37190	1/8	3/16	.025 - .045	100
37260	1/8	5/32	.030 - .036	100
37261	1/8	7/32	.038 - .044	100
890531	1/8	5/32	.030 - .036	100
890637	1/8	5/32	.038 - .044	100
890530	1/8	3/16	.035 - .045	50
890532	1/8	1/4	.036 - .046	100
891310	11/32	11/64	N/A	50
890680	5/32	7/32	.049 - .055	100
890636	5/32	7/32	.062 - .068	100
890681	3/16	7/32	.020 - .032	100



Experience our dedicated customer service.



Jason
Dedicated Service Advisor

Focused...

"Knowing the everyday issues and demands of the guys in the maintenance shop. That's my job."

N58



CALL 1-800-558-2808 / FAX 1-800-553-8769 / WWW.IMPERIALSUPPLIES.COM

BODY CLIPS & HARDWARE

AUTOMOTIVE RIVETS, METAL



PART No.	RIVET	MANDREL	COLOR	HOLE DIA.	FLANGE DIA.	GRIP RANGE	QTY.
891365	Alum	Alum	Zinc	3/32	3/16	3/32-1/8	25
890918	Alum	Alum	Zinc	3/32	3/16	1/8-1/4	100
890185	Alum	Steel	Zinc	1/8	3/8	.063-.125	50
890191	Alum	Steel	Black	1/8	3/8	1/16-1/8	50
891594	Alum	Steel	Zinc	1/8	5/16	1/8-3/16	50
891653	Alum	Alum	Black	1/8	15/64	13/64-9/32	50
891400	Alum	Alum	Black	1/8	1/4	3/16-1/4	100
890655	Alum	Steel	Black	1/8	5/16	3/16-3/8	50
891128	Alum	Steel	Zinc	1/8	15/64	3/64-1/8	10
891620	Alum	Steel	Black	1/8	5/16	3/64-3/16	10
891082	Alum	Steel	Zinc	1/8	5/16	5/32-5/16	15
890963	Alum	Alum	Black	5/32	5/16	.040-.275	25
891471	Alum	Steel	Zinc	5/32	5/16	.126-.187	50
891641	Alum	Alum	Zinc	5/32	5/16	.197-.472	25
890608	Alum	Alum	Zinc	5/32	5/16	1.126-1.250	25
890658	Alum	Steel	Black	5/32	15/32	1/4-3/8	25
891366	Alum	Alum	Black	5/32	5/16	3/64-9/32	25
891333	Alum	Steel	Zinc	5/32	1/4	1/8-1/4	100
890907	Alum	Alum	Black	5/32	7/16	3/16-1/4	25
891222	Alum	Steel	Blk cap	11/64	3/8	15/64	15
891179	Alum	Alum	Black	3/16	5/8	.040-.354	25
891080	Alum	Steel	Black	3/16	9/16	.046-.203	15
891792	Steel	Alum	Black	3/16	3/8	.062-.207	25
890613	Alum	Alum	Black	3/16	7/16	.078-1.981	25
890945	Steel	Steel	Zinc	3/16	5/8	.125-.219	50
891470	Alum	Steel	Zinc	3/16	7/16	.187-.375	15
890803	Alum	Steel	Clear cap	3/16	9/16	1/16-1/4	15
891314	Alum	Steel	Black	3/16	1/2	1/32-1/4	25
890674	Steel	Steel	Black	3/16	5/8	1/4-3/8	50
890611	Alum	Alum	Zinc	3/16	3/4	11/16-13/16	15
891784	Alum	Alum	Black	3/16	29/64	3/16-3/8	10
890106	Alum	Alum	Zinc	3/16	3/8	3/64-11/32	15
890612	Alum	Alum	Black	3/16	9/16	3/8-1/2	25
890615	Alum	Alum	Black	3/16	3/8	3/8-1/2	25
891780	Alum	Alum	Zinc	3/16	.455	3/8-9/16	50
890646	Alum	Steel	Zinc	1/4	1/2	11/16-3/4	25
891781	Alum	Alum	Zinc	1/4	9/16	3/16-3/8	25
890820	Alum	Alum	Black	1/4	9/16	1/4	15
891046	Steel	Steel	Zinc	1/4	3/8	.039-.079	15
890607	Alum	Alum	Black	1/4	1/2	.080-.375	15
891446	Alum	Steel	Zinc	1/4	1/2	.090-.115	25
891796	Alum	Steel	Zinc	1/4	1/2	.156-.218	25
890101	Alum	Alum	Black	1/4	11/16	.187-.375	15
891000	Blk Alum	Steel	Black	1/4	1/2	1/16-3/16	10
890459	Alum	Alum	Blk/Ylw	1/4	3/4	1/32-7/32	10
890842	Alum	Steel	Black	1/4	1/2	1/32-7/32	15
891313	Alum	Steel	Zinc	1/4	1/2	1/32-7/32	25
890644	Alum	Steel	Zinc	1/4	1/2	1/32-9/64	25
891593	Steel	Steel	Zinc	1/4	1/2	1/8-1/4	25
890456	Alum	Alum	Black	1/4	3/4	1/8-21/64	10
890652	Alum	Steel	Black	1/4	3/4	11/16-3/4	25
890197	Alum	Alum	Black	1/4	1/2	21/64-1/4	25
890355	Alum	Alum	Black	1/4	11/16	3/16-3/8	15
890354	Alum	Steel	Black	1/4	1/2	3/32-1/8	25
890453	Alum	Steel	Black	1/4	3/4	3/32-9/64	25
891209	Alum	Steel	Zinc	1/4	1/2	33/64-19/32	10
891012	Alum	Steel	Zinc	1/4	1/2	9/64-3/16	25
891074	Alum	Steel	Black	1/4	1/2	9/64-3/16	25
891369	Steel	Steel	Yellow	1/4	1/2	up to .125	25
890964	Blk Alum	Steel	Black	4.8mm	9.8mm	.187-.437	25
890216	Alum	Alum	Zinc	4mm	7.9mm	1.6-6.3mm	50
891011	Alum	Steel	Zinc	M5	3/8	.11-.13	25
890821	Alum	Alum	Black	M5	12mm	5.18-5.35	15
891445	Alum	Steel	Zinc	M6.3	16MM	10-16.5	25

SECTION 690

AUTOMOTIVE RIVETS, NYLON



PART No.	RIVET STYLE	COLOR	HOLE DIA.	FLANGE DIA.	PANEL RANGE	QTY.
891343	Blind	Black	5/32	5/16x19/32	7/64-7/32	50
890200	Blind	Black	3/16	1/2	1/16-5/32	25
890201	Blind	Black	3/16	1/2	1/8-1/4	25
890184	Blind	Black	3/16	1/2	6-10mm	25
890390	Blind	Black	13/64	15/32	1/8-15/64	25
890391	Blind	Black	13/64	15/32	15/64-25/64	25
890780	Blind	Black	15/64	5/8	5/32-5/16	25
890189	Blind	Black	1/4	11/16	3/64-3/16	25
890206	Blind	Black	1/4	21mm	3/64-5/32	25
890203	Blind	Black	1/4	1/2	5/32-13/32	25
890781	Blind	Black	1/4	1/2	5/32-13/32	25
891665	Blind	Black	1/4	21/32	5/32-13/32	25
890382	Blind	White	1/4	21/32	5/32-15/64	25
890202	Blind	Black	1/4	11/16	5/32-3/8	25
890183	Blind	Black	17/64	11/16	3/32-3/16	25
890383	Blind	Black	17/64	1/2	3/32-3/16	25
890782	Blind	Black	17/64	23/32	3/32-3/16	25
890207	Blind	Black	5mm	9mm	3-4mm	25
890149	Blind	Black	5mm	9mm	4.5 - 6mm	25
890103	Blind	Black	6.3mm	17mm	4 - 10mm	25
890940	Blind	Black	6.3mm	17mm	4-10mm	25
890193	Blind	Black	6.3mm	13mm	4-7mm	25
890153	Blind	Black	6.3mm	17mm	7-6mm	25
890822	Blind	Black	6.3mm	17mm	8-13mm	25
890205	Blind	Black	6.3mm	18mm	.7-7.0mm	25
890105	Blind	Black	7 - 7.5mm	18mm	2.5 - 6mm	15

SECTION 691

Visit the Imperial website.
www.imperialsupplies.com



Melanie
Customer Service

Empowered...

"I'm personally responsible for getting the right part out the door. If it doesn't get done right, it's on me."

N59



VEHICLE PARTS & ACCESSORIES

BODY CLIPS & HARDWARE

AUTOMOTIVE WIRING HARNESSES-FORD



PART No.	WIRING HARNESS DESCRIPTION	WIRES	QTY.
890414	AC Clutch Cycling Pressure Switch	2	1
890408	Alternator	3	1
890433	Alternator Regulator and AC Clutch	1	10
890660	Back Up Light	2	1
890403	Blower Motor Resistor	5	1
890573	Cam And Crank Shaft Sensors	2	1
890662	Coolant Temperature Sensor	2	1
890416	EEC Relay	5	1
890412	EGR Sensor	3	1
890671	Electronic Ignition Module	4	1
890396	Engine Cooling Fan Harness Connector Kit	5	1
890667	Exhaust Oxygen Sensor	3	1
890410	Exhaust Oxygen Sensor	4	1
890409	Exhaust Oxygen Sensor	4	1
890577	Ford Oxygen Sensor	4	1
890345	Four-Wire, In Tank Fuel Pump	4	1
891101	Headlight Repair Harness	2	1
890415	Headlight Switch	6	1
890666	Headlight Switch	8	1

PART No.	WIRING HARNESS DESCRIPTION	WIRES	QTY.
890417	Heater Blower Motor, Radiator Cooling Fan	2	5
890564	Idle Air By-Pass and Washer Level Sensor	2	1
890413	Ignition Module	6	1
890664	Ignition Switch	7	1
890556	Mass Air Flow Sensor.	4	1
890665	Master Cylinder, Door Jamb Switch	2	1
890431	Multi-Function Switch	11	1
890397	Multi-Function Switch	4	1
890432	Multi-Function Switch	7	1
890340	Pigtail Socket Assembly, Stop/Tail	3	1
890407	Power Brake	2	1
890563	Radiator Cooling Motor and Resistor	2	1
890574	Repair Harness Cam and Crank	3	1
890376	Transmission Level Position Sensor	12	1
890399	Turn Signal and Windshield Wiper	10	1
890434	Variable Speed Sensor	2	1
890411	Voltage Regulator	3	1
890555	Washer Fluid Low Sensor	2	1
890561	Windshield Washer Pump Assembly	2	1

SECTION 900FORD

N60



CALL 1-800-558-2808 / FAX 1-800-553-8769 / WWW.IMPERIALSUPPLIES.COM